

**FEATURES**

- ✘ End stackable
- ✘ Through hole or SMT
- ✘ Gold contact provides high reliability

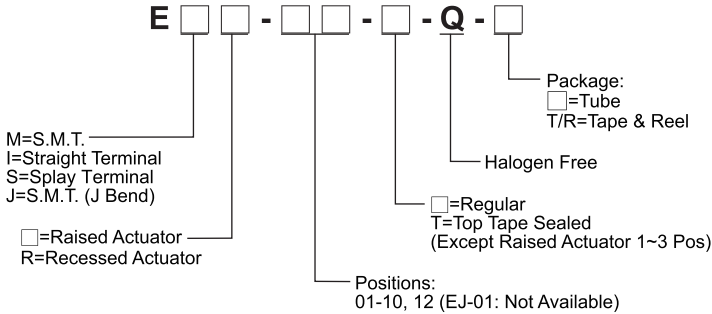
**APPLICATION**

- ✘ Industrial control
- ✘ Automatic machines control
- ✘ Telecommunication

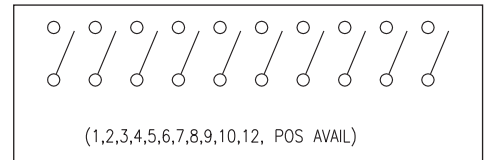
**SPECIFICATION**

Contact Rating	25mA, 24V DC
Contact Resistance	100mΩ max.
Insulation Resistance	100MΩ min. 500V DC
Dielectric Strength	500V AC/1 minute
Operating Force	1,000gf max.
Travel	1mm
Operating Life	2,000 cycles
Operating Temp.	-20°C ~ +85°C
Storage Temp.	-40°C ~ +85°C

**HOW TO ORDER**



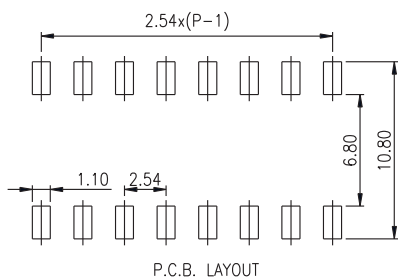
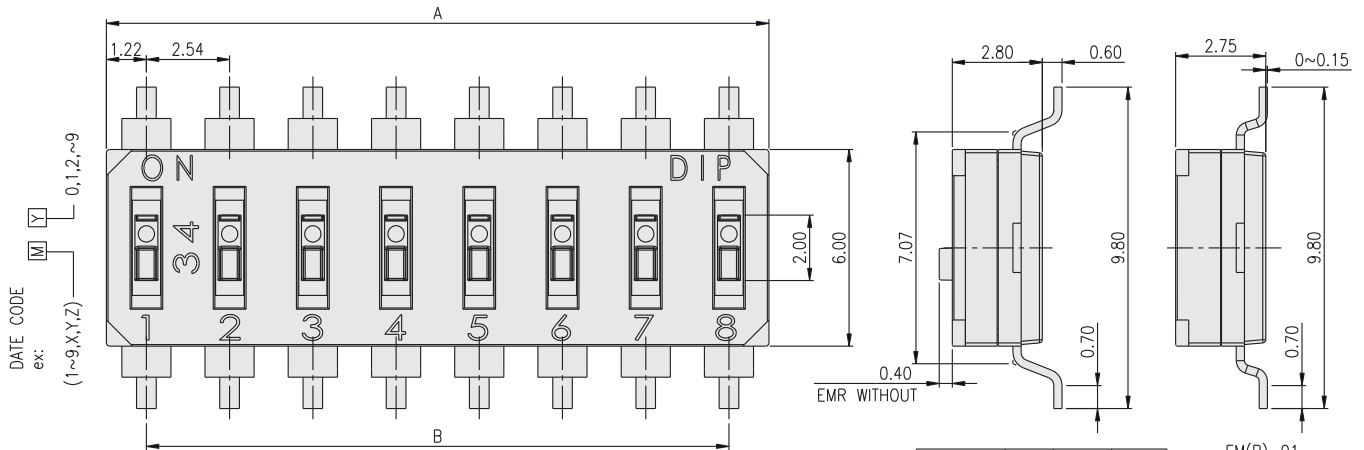
**CIRCUIT**



**PACKAGE**

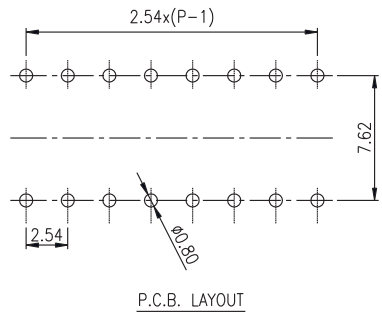
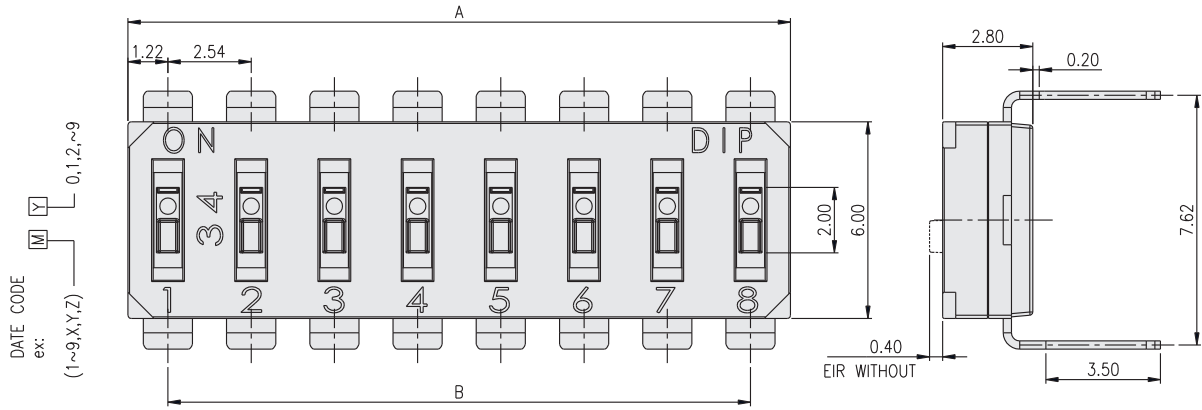
- <Tube>**  
 EM(R)/EI(R)/ES(R)-01: 194 pcs  
 EM(R)/EI(R)/ES(R)-02: 95 pcs  
 EM(R)/EI(R)/ES(R)-03: 63 pcs  
 EM(R)/EI(R)/ES(R)/EJ(R)-04: 47 pcs  
 EM(R)/EI(R)/ES(R)-05: 38 pcs  
 EM(R)/EI(R)/ES(R)-06: 31 pcs  
 EM(R)/EI(R)/ES(R)-07: 27 pcs  
 EM(R)/EI(R)/ES(R)/EJ(R)-08: 23 pcs  
 EM(R)/EI(R)/ES(R)-09: 21 pcs  
 EM(R)/EI(R)/ES(R)/EJ(R)-10: 19 pcs  
 EM(R)/EI(R)/ES(R)-12: 15 pcs
- <Tape & Reel>**  
 EM(R)-01~10, 12: 900 pcs  
 EJ(R)-02~10, 12: 900 pcs

**EM(R)**



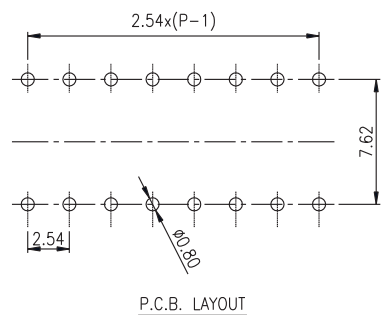
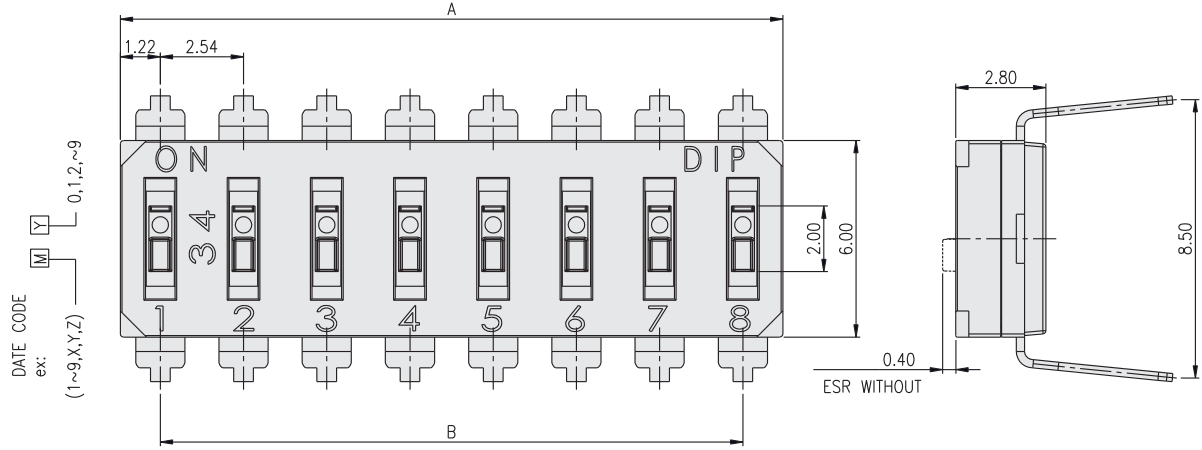
PART NO.	NO. OF POS.	DIM. A	DIM. B
EM(R)-01	1	2.44	/
EM(R)-02	2	4.98	2.54
EM(R)-03	3	7.52	5.08
EM(R)-04	4	10.06	7.62
EM(R)-05	5	12.60	10.16
EM(R)-06	6	15.14	12.70
EM(R)-07	7	17.68	15.24
EM(R)-08	8	20.22	17.78
EM(R)-09	9	22.76	20.32
EM(R)-10	10	25.30	22.86
EM(R)-12	12	30.38	27.94

EI(R)



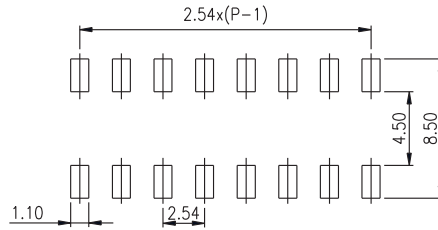
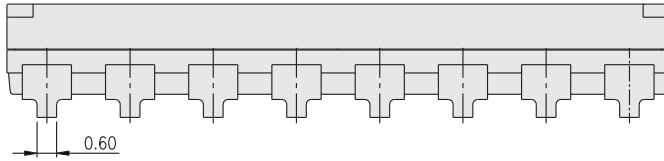
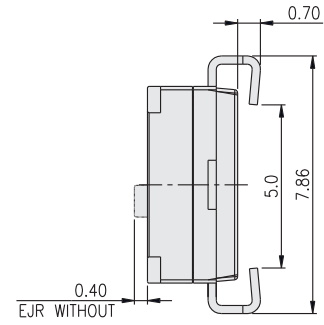
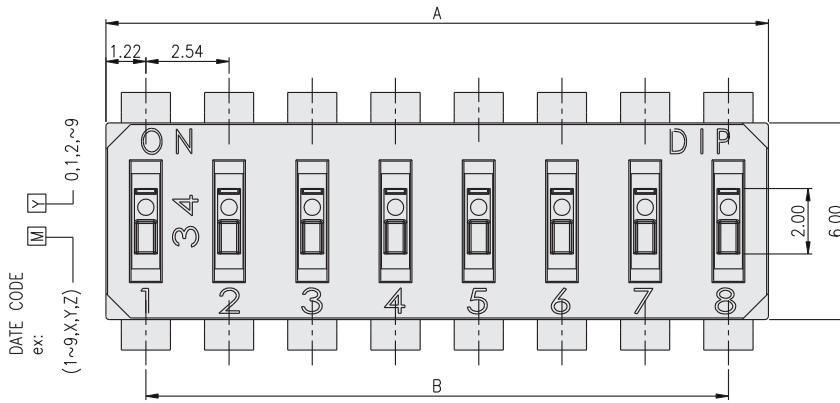
PART NO.	NO.OF POS.	DIM.A	DIM.B
EI(R)-01	1	2.44	
EI(R)-02	2	4.98	2.54
EI(R)-03	3	7.52	5.08
EI(R)-04	4	10.06	7.62
EI(R)-05	5	12.60	10.16
EI(R)-06	6	15.14	12.70
EI(R)-07	7	17.68	15.24
EI(R)-08	8	20.22	17.78
EI(R)-09	9	22.76	20.32
EI(R)-10	10	25.30	22.86
EI(R)-12	12	30.38	27.94

ES(R)



PART NO.	NO.OF POS.	DIM.A	DIM.B
ES(R)-01	1	2.44	
ES(R)-02	2	4.98	2.54
ES(R)-03	3	7.52	5.08
ES(R)-04	4	10.06	7.62
ES(R)-05	5	12.60	10.16
ES(R)-06	6	15.14	12.70
ES(R)-07	7	17.68	15.24
ES(R)-08	8	20.22	17.78
ES(R)-09	9	22.76	20.32
ES(R)-10	10	25.30	22.86
ES(R)-12	12	30.38	27.94

EJ(R)



P.C.B. LAYOUT

PART NO.	NO.OF POS.	DIM.A	DIM.B
EJ(R)-02	2	4.98	2.54
EJ(R)-03	3	7.52	5.08
EJ(R)-04	4	10.06	7.62
EJ(R)-05	5	12.60	10.16
EJ(R)-06	6	15.14	12.70
EJ(R)-07	7	17.68	15.24
EJ(R)-08	8	20.22	17.78
EJ(R)-09	9	22.76	20.32
EJ(R)-10	10	25.30	22.86
EJ(R)-12	12	30.38	27.94