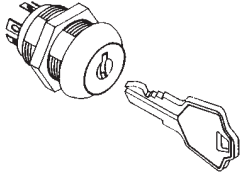


SERIES KL08

- 5 Disk Tumblers Single Bitted Keys
- Max 50 Key Codes



CHARACTERISTICS

- 5 Disk Tumbler cylinder, Single bitted Keys
- 3 to 5 Indexing Positions
- 45°, 90°, Mixed 45° and 90° Detent Angles
- Single pole or Double pole Switching
- Max 50 Key Codes

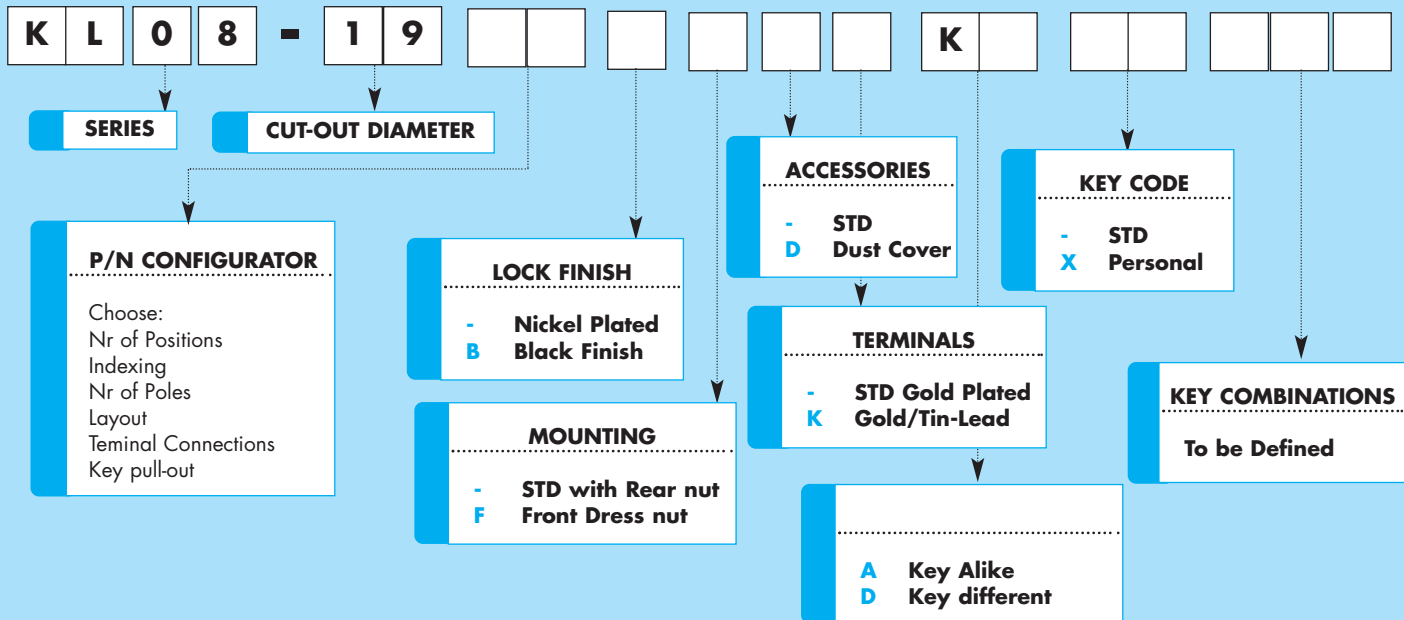
SPECIFICATIONS

- Contact Rating:** 4A @ 125 VAC or 28 VDC - 2A @ 250 VAC
- Contact Resistance:** <math><10\text{ m}\Omega</math>
- Insulation Resistance:** $10^9\Omega$ min.
- Dielectric Strength:** 1000 V RMS Min @ sea level
- Electric Life:** 6.000 make & break cycles @ full load

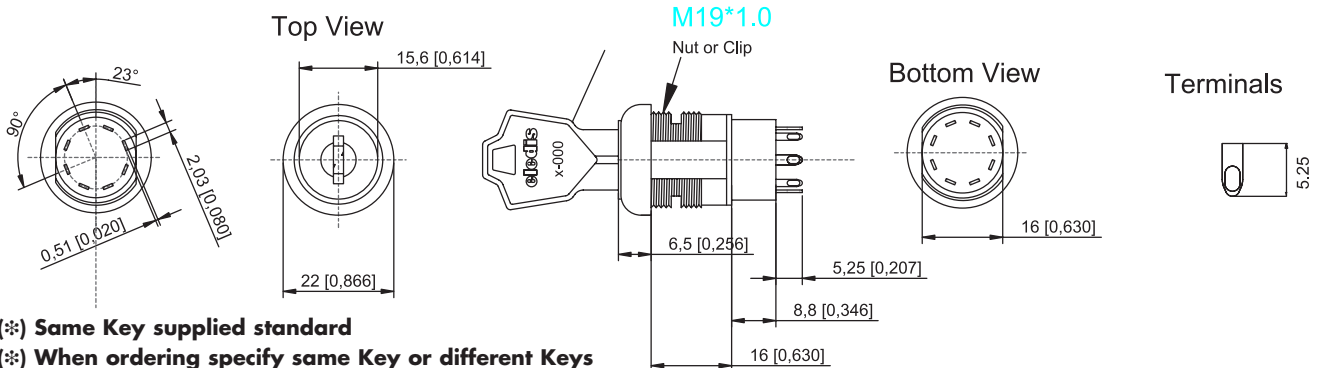
MATERIALS

- Lock Housing:** Zinc alloy Die-casted & Nickel plated
- Cylinder:** 5 Disk tumbler in Zinc alloy Die-casted & Nickel plated
- Keys:** Brass or Brass Nickel-plated
- Contacts:** Hard Copper alloy Silver plated
- Mounting Nut:** Zinc alloy Die-casted & Nickel plated

HOW TO ORDER



Key Code N°



- (*) Same Key supplied standard
- (*) When ordering specify same Key or different Keys (max as specified in characteristics)
- (*) Each Key is identified with a Key Code
- (*) Min Qty per lot apply for different Keys - Please enquire -
- (v) Repeat orders can be supplied with specific Key Code (subject to min lot orders) - Please enquire -
- (v) Key Codes to fit other suppliers lock available on request - Please enquire -



P/N Configurator for series KL07, KL08, KL09, KL18 with stable switching positions.

Choose desired configuration and add prefix to the P/N

Prefix for P/N	N° of Key Positions	Indexing	Poles	Layout seen from Key-end	Position 1		Position 2		Position 3		Position 4		Position 5	
					Connected terminals	Key pull-out	Connected terminals	Key pull-out	Connected terminals	Key pull-out	Connected terminals	Key pull-out	Connected terminals	Key pull-out
01	3 Positions	45°	SP		8-1	Yes	1-2	No	2-3	No				
02	3 Positions		DP		8-1, 4-5	Yes	1-2, 5-6	No	2-3, 6-7	No				
03	3 Positions	45°	SP		8-1	No	1-2	No	2-3	Yes				
04	3 Positions		DP		8-1, 4-5	No	1-2, 5-6	No	2-3, 6-7	Yes				
05	3 Positions	45°	SP		8-1	Yes	1-2	No	2-3	Yes				
06	3 Positions		DP		8-1, 4-5	Yes	1-2, 5-6	No	2-3, 6-7	Yes				
07	3 Positions	45°	SP		8-1	Yes	1-2	No	7-8	No				
08	3 Positions		DP		8-1, 4-5	Yes	1-2, 5-6	No	7-8, 3-4	No				
09	3 Positions	45°	SP		8-1	Yes	1-2	Yes	7-8	Yes				
10	3 Positions		DP		8-1, 4-5	Yes	1-2, 5-6	Yes	7-8, 3-4	Yes				
11	5 Positions	45°	SP		8-1	Yes	1-2	No	2-3	No	7-8	No	6-7	No
12	5 Positions		DP		8-1	No	1-2	No	2-3	Yes	7-8	No	6-7	Yes
13	5 Positions	45°	SP		8-1	Yes	1-2	No	2-3	Yes	7-8	No	6-7	Yes
14	2 Positions		90°	SP		8-1	Yes	1-3	No					
15	2 Positions	DP			8-1, 4-5	Yes	1-3, 5-7	No						
16	2 Positions	90°	SP		8-1	No	1-3	Yes						
17	2 Positions		DP		8-1, 4-5	No	1-3, 5-7	Yes						
18	2 Positions	90°	SP		8-1	Yes	1-3	Yes						
19	2 Positions		DP		8-1, 4-5	Yes	1-3, 5-7	Yes						
20	4 Positions	45°/90°	SP		8-1	Yes	1-3	No	7-8	No	6-7	No		
21	4 Positions		DP		8-1	No	1-3	Yes	7-8	No	6-7	Yes		
22	4 Positions	45°/90°	SP		8-1	Yes	1-3	Yes	7-8	No	6-7	Yes		
23	4 Positions		DP		8-1	No	1-3	Yes	7-8	No	6-7	Yes		
24	4 Positions	45°/90°	SP		7-1	Yes	1-2	No	2-3	No	6-7	No		
25	4 Positions		DP		7-1	No	1-2	No	2-3	Yes	6-7	Yes		
26	3 Positions	90°	SP		7-1	Yes	1-3	No	6-7	No				
27	3 Positions		DP		7-1	No	1-3	Yes	6-7	Yes				
28	3 Positions	90°	SP		7-1	Yes	1-3	Yes	6-7	Yes				
			DP		7-1	No	1-3	Yes	6-7	Yes				

KEY-LOCK SWITCHES

Legend: ● Key pull-out possible in this position
 ● Detent position 45° or 90°