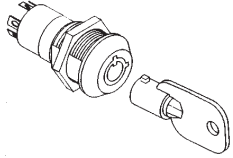




## SERIES KL18

- 7 Pin Tubular Key
- Max 1000 Key Codes



## CHARACTERISTICS

- 7 Pin Tubular High Security Key
- 3 to 5 Indexing Positions
- 45°, 90°, Mixed 45° and 90° Detent Angles
- Single pole or Double pole Switching
- Max 1000 Key Codes


## SPECIFICATIONS

- Contact Rating:** 4A @ 125 VAC or 28 VDC - 2A @ 250 VAC
- Contact Resistance:** <math>< 10 \text{ m}\Omega</math>
- Insulation Resistance:** 1000  $\Omega$  min.
- Dielectric Strength:** 1000 V RMS Min @ sea level
- Electric Life:** 6.000 make & break cycles @ full load

## MATERIALS

- Lock Housing:** Zinc alloy Die-casted & Nickel plated
- Cylinder:** 5 Disk tumbler in Zinc alloy Die-casted & Nickel plated
- Keys:** Brass or Brass Nickel-plated
- Contacts:** Hard Copper alloy Silver plated
- Mounting Nut:** Zinc alloy Die-casted & Nickel plated

## HOW TO ORDER



SERIES

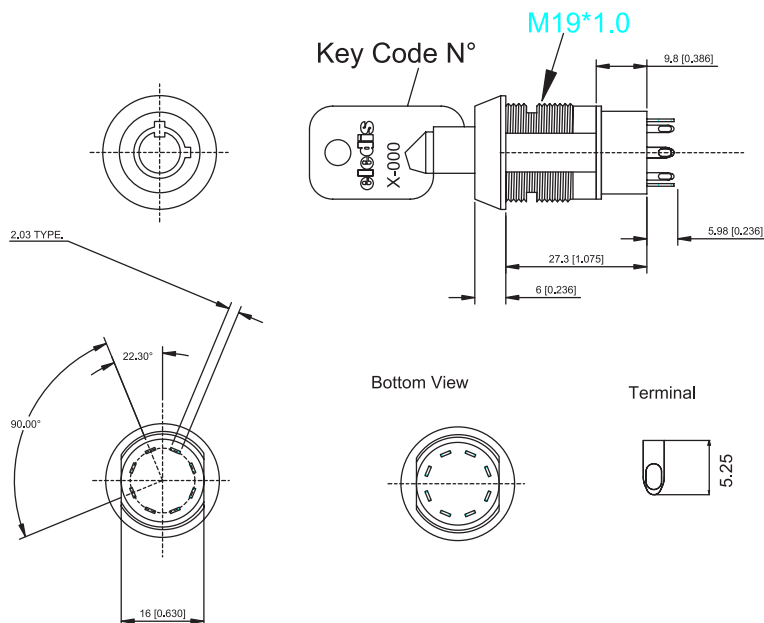
CUT-OUT DIAMETER

## P/N CONFIGURATOR

- Choose:
- Nr of Positions
  - Indexing
  - Nr of Poles
  - Layout
  - Terminal Connections
  - Key pull-out

OPTIONS

- (\*) Same Key supplied standard
- (\*) When ordering specify same Key or different Keys ( max as specified in characteristics )
- (\*) Each Key is identified with a Key Code
- (\*) Min Qty per lot apply for different Keys - Please enquire -
- (\*) Repeat orders can be supplied with specific Key Code ( subject to min lot orders ) - Please enquire -
- (\*) Key Codes to fit other suppliers lock available on request - Please enquire -





## P/N Configurator for series KL07, KL08, KL09, KL18 with stable switching positions.

Choose desired configuration and add prefix to the P/N

Prefix for P/N	N° of Key Positions	Indexing	Poles	Layout seen from Key-end	Position 1		Position 2		Position 3		Position 4		Position 5	
					Connected terminals	Key pull-out	Connected terminals	Key pull-out	Connected terminals	Key pull-out	Connected terminals	Key pull-out	Connected terminals	Key pull-out
<b>01</b>	3 Positions	45°	SP		8-1	Yes	1-2	No	2-3	No				
<b>02</b>	3 Positions		DP		8-1, 4-5	Yes	1-2, 5-6	No	2-3, 6-7	No				
<b>03</b>	3 Positions	45°	SP		8-1	No	1-2	No	2-3	Yes				
<b>04</b>	3 Positions		DP		8-1, 4-5	No	1-2, 5-6	No	2-3, 6-7	Yes				
<b>05</b>	3 Positions	45°	SP		8-1	Yes	1-2	No	2-3	Yes				
<b>06</b>	3 Positions		DP		8-1, 4-5	Yes	1-2, 5-6	No	2-3, 6-7	Yes				
<b>07</b>	3 Positions	45°	SP		8-1	Yes	1-2	No	7-8	No				
<b>08</b>	3 Positions		DP		8-1, 4-5	Yes	1-2, 5-6	No	7-8, 3-4	No				
<b>09</b>	3 Positions	45°	SP		8-1	Yes	1-2	Yes	7-8	Yes				
<b>10</b>	3 Positions		DP		8-1, 4-5	Yes	1-2, 5-6	Yes	7-8, 3-4	Yes				
<b>11</b>	5 Positions	45°	SP		8-1	Yes	1-2	No	2-3	No	7-8	No	6-7	No
<b>12</b>	5 Positions		DP		8-1	No	1-2	No	2-3	Yes	7-8	No	6-7	Yes
<b>13</b>	5 Positions	45°	SP		8-1	Yes	1-2	No	2-3	Yes	7-8	No	6-7	Yes
<b>14</b>	2 Positions		90°	SP		8-1	Yes	1-3	No					
<b>15</b>	2 Positions	DP			8-1, 4-5	Yes	1-3, 5-7	No						
<b>16</b>	2 Positions	90°	SP		8-1	No	1-3	Yes						
<b>17</b>	2 Positions		DP		8-1, 4-5	No	1-3, 5-7	Yes						
<b>18</b>	2 Positions	90°	SP		8-1	Yes	1-3	Yes						
<b>19</b>	2 Positions		DP		8-1, 4-5	Yes	1-3, 5-7	Yes						
<b>20</b>	4 Positions	45°/90°	SP		8-1	Yes	1-3	No	7-8	No	6-7	No		
<b>21</b>	4 Positions		DP		8-1	No	1-3	Yes	7-8	No	6-7	Yes		
<b>22</b>	4 Positions	45°/90°	SP		8-1	Yes	1-3	Yes	7-8	No	6-7	Yes		
<b>23</b>	4 Positions		DP		8-1	Yes	1-3	Yes	7-8	No	6-7	Yes		
<b>24</b>	4 Positions	45°/90°	SP		7-1	Yes	1-2	No	2-3	No	6-7	No		
<b>25</b>	4 Positions		DP		7-1	No	1-2	No	2-3	Yes	6-7	Yes		
<b>26</b>	4 Positions	45°/90°	SP		7-1	Yes	1-2	No	2-3	Yes	6-7	Yes		
<b>27</b>	4 Positions		DP		7-1	No	1-2	No	2-3	Yes	6-7	Yes		
<b>28</b>	3 Positions	90°	SP		7-1	Yes	1-3	No	6-7	No				
<b>29</b>	3 Positions		DP		7-1	No	1-3	Yes	6-7	Yes				

KEY-LOCK SWITCHES

**Legend:** ● Key pull-out possible in this position  
 ● Detent position 45° or 90°