

M12

1210 1206 ... L1 3...

Actuator/Sensor Cordsets M12



Actuator/sensor cordset with overmolded connectors

Cable end 1:

M12 male, straight, A-coded, IP67

Cable end 2:

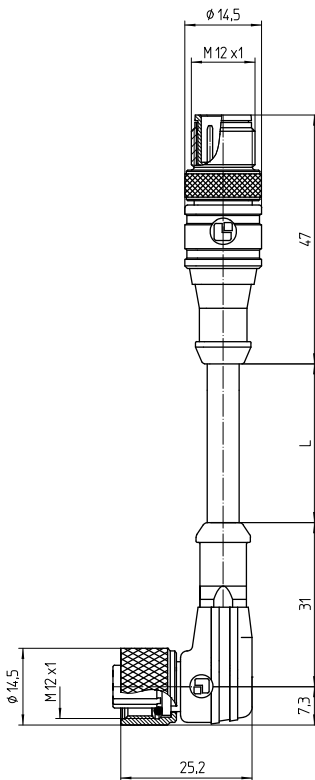
M12 female, angled, with LED L1, A-coded, IP67

Cable:

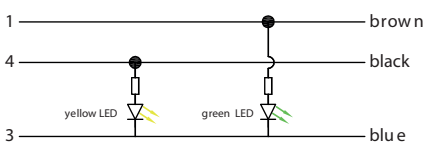
PUR, black

Approvals:  US pending

M12 1210 1206 ... L1 3...



Connection diagram



Environmental conditions

Temperature range $\leq 15 \text{ N}^1$

¹ measured with a proper counterpart

Materials

Insulating body	TPU GF, HB according to UL94
Contact bush	CuZn, pre-nickel and gold-plated
Contact pin	CuZn, pre-nickel and gold-plated
Overmolding/handle	TPU ¹
Knurled screw	CuZn, nickel-plated
Knurled nut	CuZn, nickel-plated
Seal	FKM

¹ material halogen-free

Mechanical data

Mating cycles	≥ 100
Insertion force	$\leq 10 \text{ N}^1$
Protection class	IP67 ²

¹ measured with a proper counterpart

² according to IEC DIN EN 60529, only in locked condition with an appropriate counterpart

Connected cable

Construction PUR, black

Electrical data (at $T_{\text{amb}} 20 \text{ }^\circ\text{C}$)

Contact resistance	$\leq 10 \text{ m}\Omega$
Rated current	4 A ($T_{\text{amb}} 40 \text{ }^\circ\text{C}$)
Rated voltage	10–30 V DC (with pollution degree 3)
Rated impulse voltage	2,5 kV
Material group	I (IEC)/0 (UL) (CTI = 600)
Insulation resistance	$> 100 \text{ M}\Omega$

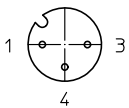
Associated products

Counterparts

1200 ... 0...	1200 ... 3...	1205 ... 0...
1205 ... 3...	1210 ... 0...	1210 ... 3...
1220 ... T16CW ...	1221 ... T9CP	1230 ... T16CW ...
1231 ... T9CP	5500 04DL1 3...	5500 04L1 3...
5500 08DL1 3...	5500 08L1 3...	5512 04DL1
5512 04L1	5512 08L1	

M12 1210 1206 ... L1 3...

Pin assignment for female M12 connectors, A-coded

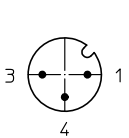


- 3 pole
 1 brown
 3 blue
 4 black

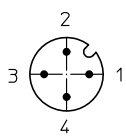
Accessories
 ↗ 9912 CPFO

↗ 9912 CPM0

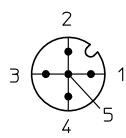
Pin assignment for male M12 connectors, A-coded



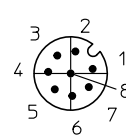
- 3 pole
 1 brown
 3 blue
 4 black



- 4 pole
 1 brown
 2 white
 3 blue
 4 black



- 5 pole
 1 brown
 2 white
 3 blue
 4 black
 5 green/yellow



- 8 pole
 1 white
 2 brown
 3 green
 4 yellow
 5 gray
 6 pink
 7 blue
 8 red

M12

1210 1206 ... L1 3...

Designation	Pole Number	Connected Cable	PU (Pieces)	MDQ (Pieces)
1210 1206 03 L1 300 0,3m	3	PUR, black, 3 x 0.34 mm ² (AWG 22), 910300, UL-style 20549	5	10
1210 1206 03 L1 300 1m	3	PUR, black, 3 x 0.34 mm ² (AWG 22), 910300, UL-style 20549	5	10
1210 1206 03 L1 300 2m	3	PUR, black, 3 x 0.34 mm ² (AWG 22), 910300, UL-style 20549	5	10
1210 1206 03 L1 300 5m	3	PUR, black, 3 x 0.34 mm ² (AWG 22), 910300, UL-style 20549	1	10

Packaging:
in a plastic bag