


OBO Pro.2	SPECIFICATIONS	MODEL NO. OBO-20C4
	PART NAME Piezoelectric Buzzer	SHEET 1 OF 6

ALTERNATION HISTORY

Marking	Date	ECN NO.	REV.	Description	Page	PREPARE BY	APPROVE BY
---	JUN.07'2002	-----	E	-----	4	林鈺璇	唐瑞政
※1	AUG.05'2005	DG0508001	F	Modify Carton	4	Hms	徐俊達
※2	SPE.23'2005	0509008	G	Conformity RoHS Directive (2002/95/EC) Requests.	6	李保祿	Jim 10/12

REV.	DATE	PREPARED BY	CHECKED BY	APPROVED BY
G	SPE,24,2005	李保祿 2005/9/26		Jim 10/12

OBO Pro.2	SPECIFICATIONS	MODEL NO. OBO-20C4
	PART NAME Piezoelectric Buzzer	SHEET 2 OF 6

MODEL NO : OBO-20C4

Features : Built-in Circuit and lead pin type.

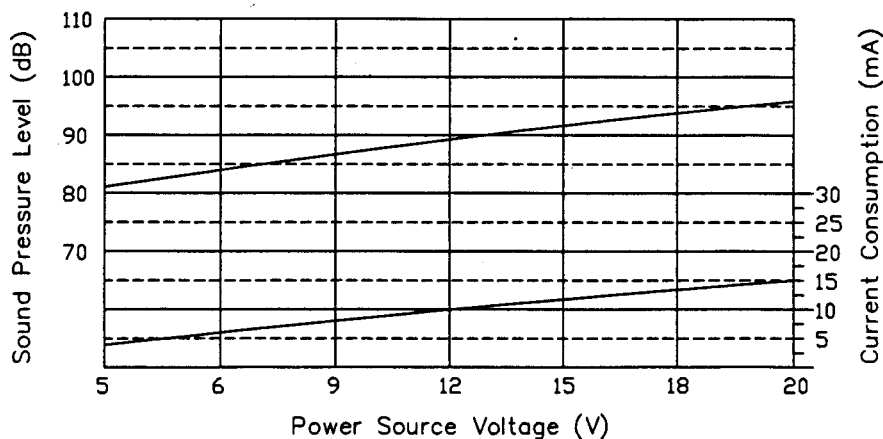
Conformity RoHS Directive (2002/95/EC) Requests. ※2

1、General Specifications :

	Items	Specification
1.1	Sound Pressure Level	83dB min./30cm/DC9V
1.2	Oscillating Frequency	3.8 ± 0.5KHz
1.3	Current Consumption	8mA max./DC9V
1.4	Tone	Continuous Tone
1.5	Operating Voltage	DC 3 to 30V
1.6	Case Material	PC (UL 94V-2)
1.7	Lead Pin Material	Bronze
1.8	Operating Temp. Range	-20°C to +70°C
1.9	Storage Temp. Range	-40°C to +85°C
1.10	Weight	3.6 gms
1.11	Voltage vs Sound Pressure vs Current Consumption Curve	As Per Fig.1

Fig.1:

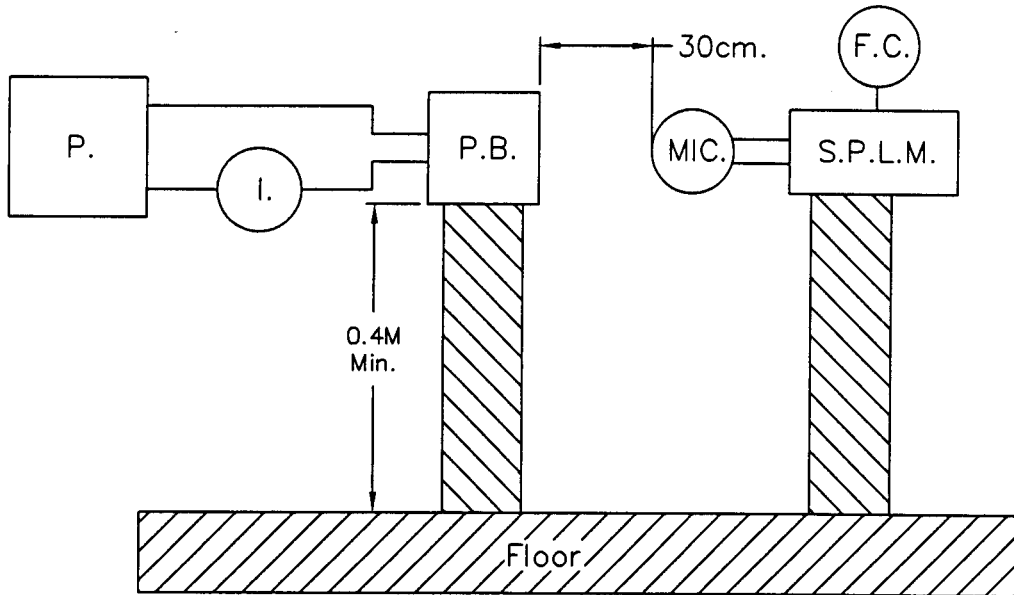
Measurement distance : 30cm. / Current consumption by GDM-8145
Sound level meter by IEC651 TYPE2 / DC power supply by GPC-3030D



OBO Pro.2	SPECIFICATIONS	MODEL NO. OBO-20C4
	PART NAME Piezoelectric Buzzer	SHEET 3 OF 6

2、 Test Method :

2.1 Standard Test Diagram



- P. : DC Power Supply GPC-3030D or Equivalent
- S.P.L.M. : Sound Pressure Level Meter IEC651 TYPE2
- I. : Multimeter GDM-8145 or Equivalent
- F.C. : Function Generator GFG-8016G or Equivalent
- P.B. : Piezoelectric Buzzer

2.2 Standard Test Condition

Part shall be measured under a condition
 (Temperature : +5 to +35°C, Humidity : 45% to 85%R.H.)
 unless the standard condition.(Temperature : +25±3°C,
 Humidity : 60±10%R.H.) is regulated to measure.

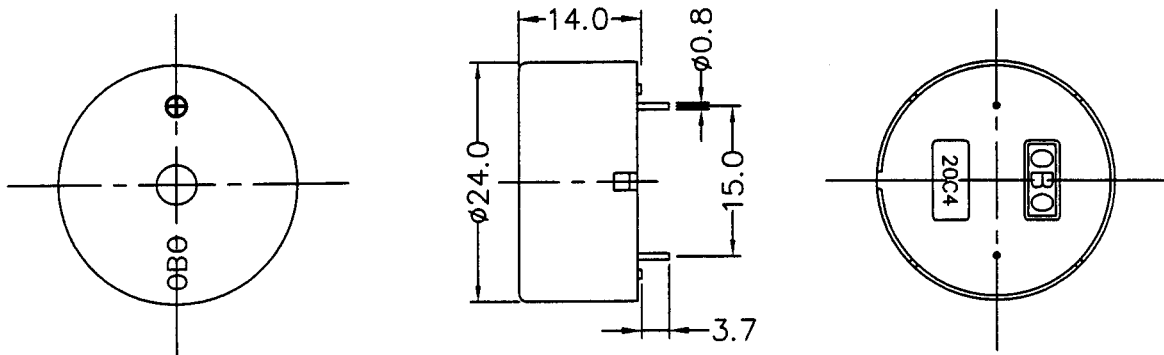
OBO Pro.2	SPECIFICATIONS	MODEL NO. OBO-20C4
	PART NAME Piezoelectric Buzzer	SHEET 4 OF 6

3、Mechanical Layout and Dimensions：

3.1 Dimensions

Tolerance: ± 0.5 mm except specified

Unit: mm



※2

3.2 Environment-related substances to be controlled

3.2.1 Piezoelectric Ceramic Disc.

RoHs Annex：

Application of lead, mercury, cadmium and hexavalent chromium, which are exempted from the requirement of article 4(1).

* Lead in electronic ceramic parts.(e.g. piezoelectronic devices).

3.2.2 Ni-Alloy Plate.

RoHs Annex：

Lead in an alloying element in steel containing up to 0.35% lead by weight, aluminium containing up to 0.4% lead by weight and as a copper alloy containing up to 4.0% lead by weight.

OBO Pro.2	SPECIFICATIONS	MODEL NO. OBO-20C4
	PART NAME Piezoelectric Buzzer	SHEET 5 OF 6

4 · Soldering Condition ※2

4.1 Wave Soldering

Peak temperature	Dipping time	Soldering
+ 260°C	5 seconds	1 time

4.2 Hand Soldering

Iron Tip Temperature	Soldering time
+ 350°C , Duration	3 seconds Max.

4.3 Heat Resistance

Heat Resistance	Soldering time
+ 380°C , Duration	3 seconds Max.

OBO Pro.2	SPECIFICATIONS	MODEL NO. OBO-20C4
	PART NAME Piezoelectric Buzzer	SHEET 6 OF 6

5、Packing Information :

