

OBO Pro.2®**SPECIFICATIONS****MODEL NO.**
OBO-25008K-01**PART NAME**
DYNAMIC SPEAKER**SHEET**
2 OF 7**MODEL NO : OBO-25008K-01**

OBO PRO.2 INC.

2006 JUN 09.

文件发行章

Features:Conformity RoHS Directive(2002/95/EC) Requests.(*)1

1. General Specifications

Items	Spec.
Magnet	Materials NdFeB Size: ϕ 6.8X1.5 mm.
Weight	Approx 1.7Grams
Nominal Impedance	8 Ohm \pm 15% At 1800 Hz / 1.0V
Power Rating	Normal 1.0W. Maximum 2.0 W.
Lowest Resonant Frequency	800 \pm 150 Hz.
Output Sound Pressure Level (S.P.L)	81 \pm 3dB /1.0W 0.5Meter Average at 1000,1200,1500,2000Hz Measuring device:see Item 4.(Secundum IEC-268-5 Statute)
Frequency Range	FO \sim 20,000 Hz. Average SPL-10 dB.
Distortion	5% Maximum At 1400Hz. 1.0W.
Abnormal Sound Test	Must be Normal Tested by 2.83Volts. Sine Wave.
Polarity	Diaphragm shall move Forward when Apply a Positive DC Current to the "+" or "Marked" Terminal.
Operating Temperature	-25°C to +50°C
Storage Temperature	-25°C to +55°C

2. Environmental Test

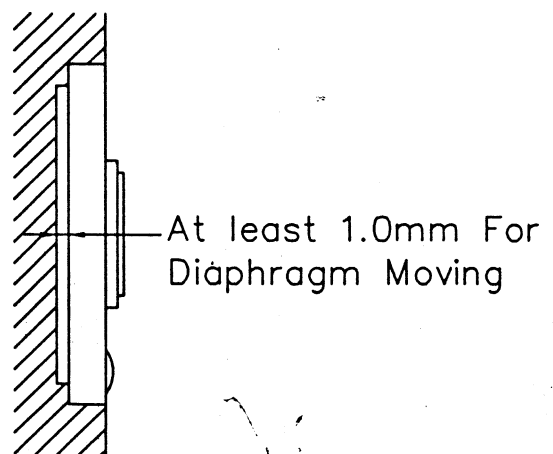
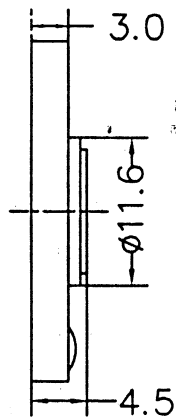
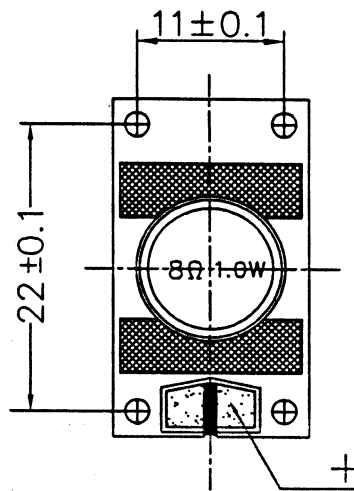
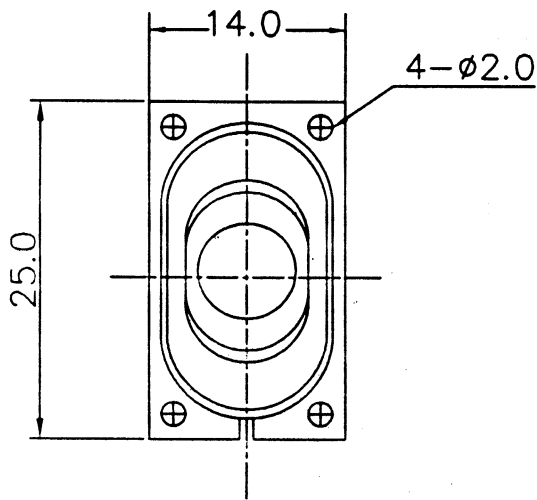
Humidity Test	High Temperature	:	+40°C \pm 3°C
	Relative Humidity	:	90% \sim 95%
	Duration	:	96 Hours
	Duration of recovery	:	6 Hours
Temperature Cycle Test	Temperature	:	+55°C \rightarrow +25°C \rightarrow -25°C \rightarrow +25°C
	Duration	:	1Hour 1Hour 1Hour 1Hour
	Cycle	:	3 Cycles
Vibration Test	Vibration Direction	:	3 axes
	Mounting	:	Unit Shall Be Rigidly Restrained On The Table
	Frequency	:	1,000 Cycle/Minute
	Amplitude	:	1.5m/m
	Endurance	:	1 Hour in Each Plane
	Duration of Transfer Time	:	Less Than 5Minutes
Load Test	White Noise With Weighted Filter 2.83 Volts.(RSM) 100 Hrs: 20~20,000Hz Resonant Frequency.		
Drop Test	70cm Free Falling On Concrete Floor, with 10 times.		

3. Mechanical Layout And Dimensions

OBO PRO 2 INC.
2006 MAY 18.
文件发行章

3.1 Dimensions

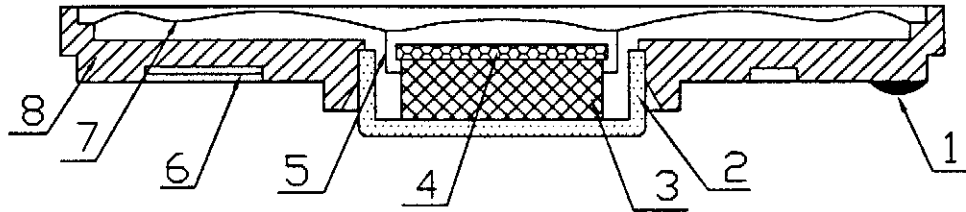
Unit: mm Tolerance: ± 0.2



※1 PCB Soldering Temperature 380°C Max For 3 Seconds.

OBS
2006 JUN 09.
文件发行章

3.2 Construction Diagram



9			
8	PLASTICS CASE	ABS	1
7	DIAPHRAGM	SILK	1
6	CLOTH	CLOTH	1
5	VOICE COIL	DIA7.5mm	1
4	WASHER	SPCC	1
3	MAGNET	NdFeB	1
2	YOKE	SPCC	1
1	TERMINAL	P.C.B	1
NO	PART NAME	MATERIAL	Q'TY

OBO.Pro.2[®]

SPECIFICATIONS

MODEL NO.
OBO-25008K-01

PART NAME
DYNAMIC SPEAKER

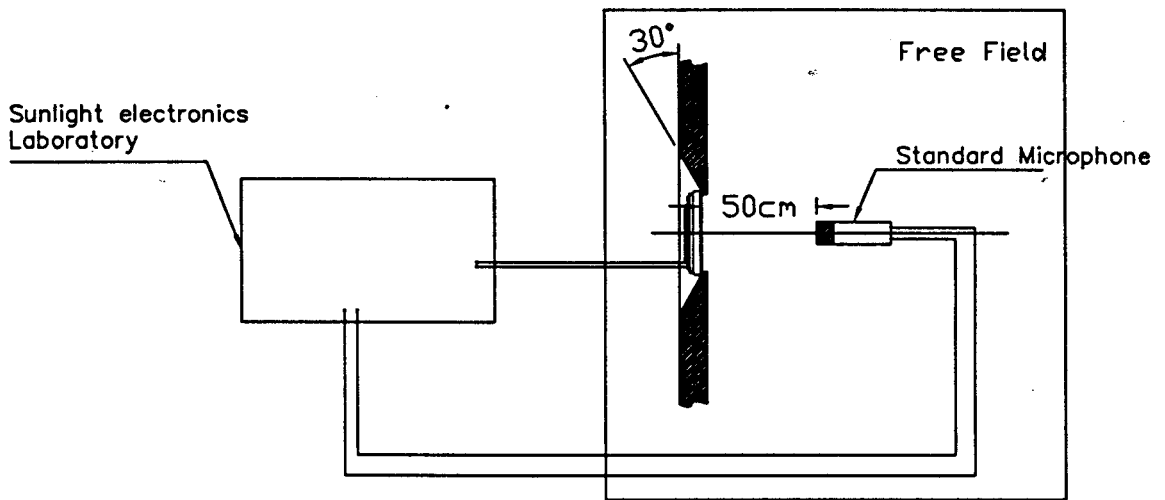
SHEET
5 OF 7

OBO PRO 2 INC.
2006 JUN 09.
文件发行章

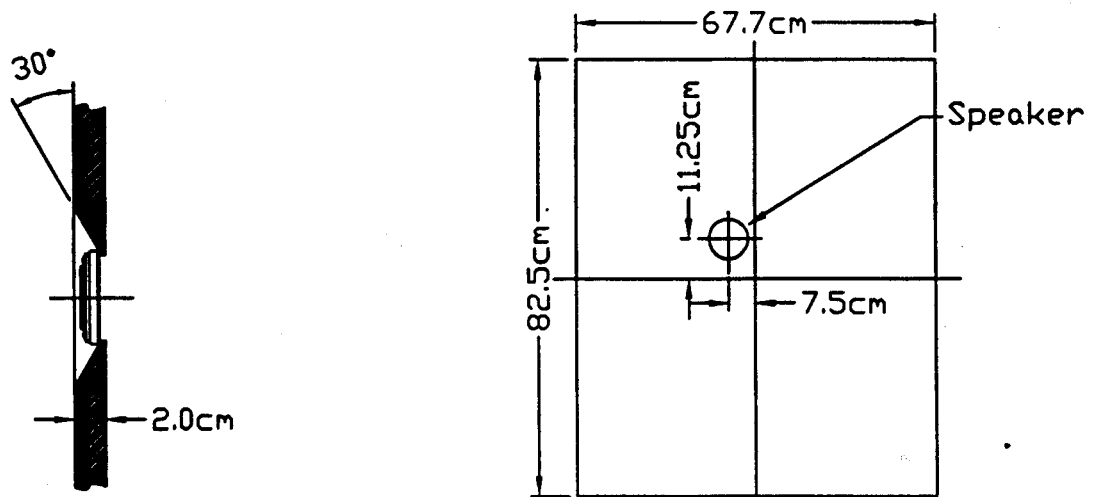
4. Test Method

4.1 Measurement Diagram

Electroacoustic
Testing Adapter



4.2 Standard Baffle



OBO Pro.2

SPECIFICATIONS

MODEL NO.
OBO-25008K-01

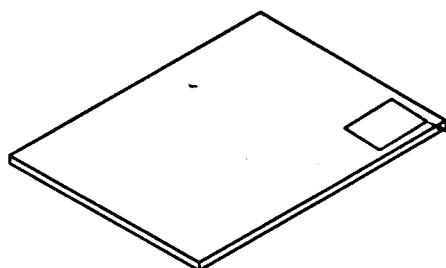
PART NAME
DYNAMIC SPEAKER

SHEET
6 OF 7

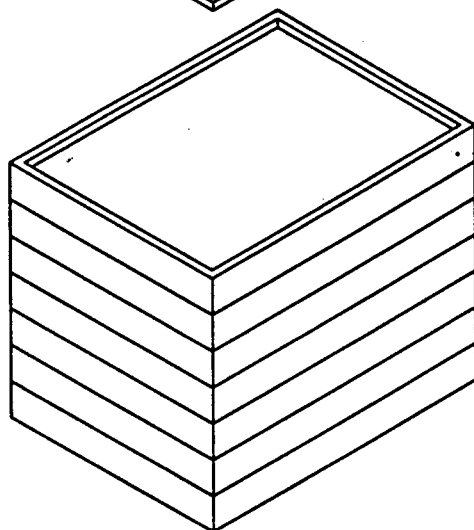
OBO PRO, INC.
2006 JUN 09.
文件发行章

※1 **5. Package**

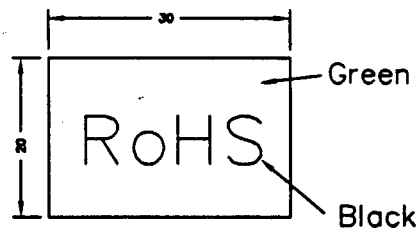
Unit:mm



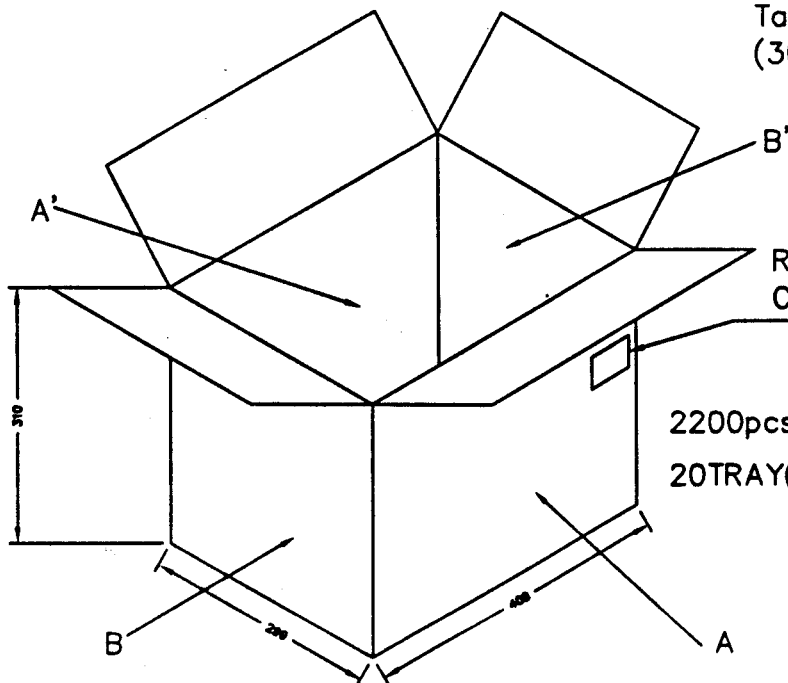
ROHS TaPe
(Right Down of Cover)



110pcs/TRAY



RoHS
Tape
(30*20)



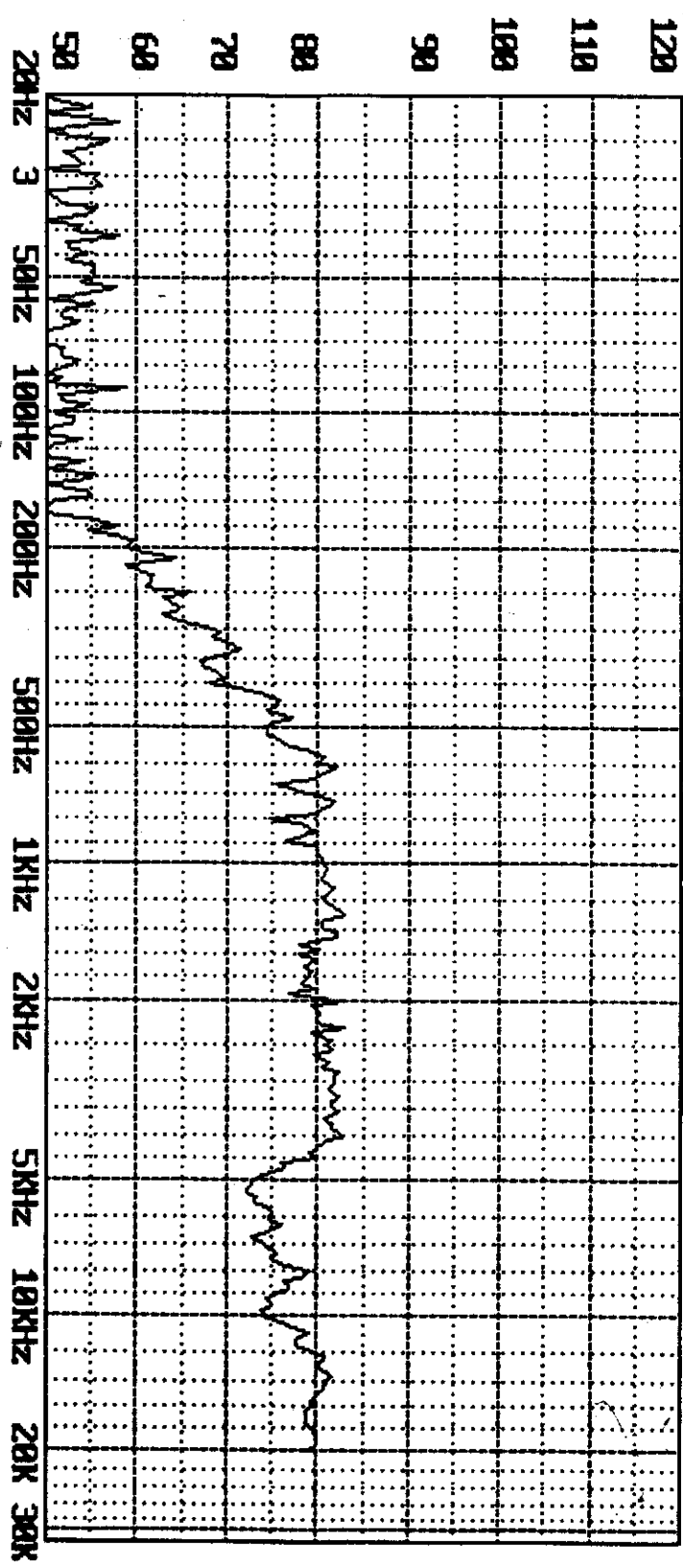
RoHS Tape (Right Top of
Carton)

2200pcs/Carton
20TRAY(408*299*310mm)

2006 JUN 09
文件发行章

Firm: 080-25000K-01 Model: 080-25000K-01 DATE: 06-08-2006 TIME: 20:13:43
1000Hz Sens. = 80.3dBSPL Pass F.R.: Pass DCR: 9.37R Pass
Average SPL: 80.3dBSPL Pass (1000:1200:1500: 2000Hz) Sweep Speed: 1/24 Oct.

dBSPL Frequency Response curve B 6.11



Voltage applied for F.A.B. = 2.830V Start F. = 20Hz Stop F. = 20000Hz
Measuring Distance = 0.50M

Mfg.: 080-25000K-01 Measured using Sunlight 1600; Fax: 086-2-22230727