

OBO Pro.2®	<b>SPECIFICATIONS</b>	MODEL NO. OBO-35D1
	PART NAME Piezoelectric Buzzer	SHEET 1 OF 5

**ALTERNATION HISTORY**

Marking	Date	ECN NO.	REV.	Description	Page	PREPARE BY	APPROVE BY
※1	JUN,13'05	DG05060041	H	Pb-free Soldering	4	HMS	徐俊達
※2	JAN,17'07	0608010	I	Conformity RoHS Directive ( 2002/95/EC ) Requests	5	劉大成	葉可致

REV.	DATE	PREPARED BY	CHECKED BY	APPROVED BY
I	JAN,17,2007	ANDY	葉可致	葉可致 2007/1/17

<b>OBO Pro.2®</b>	<b>SPECIFICATIONS</b>	<b>MODEL NO.</b> OBO-35D1
	<b>PART NAME</b> Piezoelectric Buzzer	<b>SHEET</b> 2 OF 5

**MODEL NO.: OBO-35D1**

**Features : Built-in Circuit & Lead Wire Type.**

※2

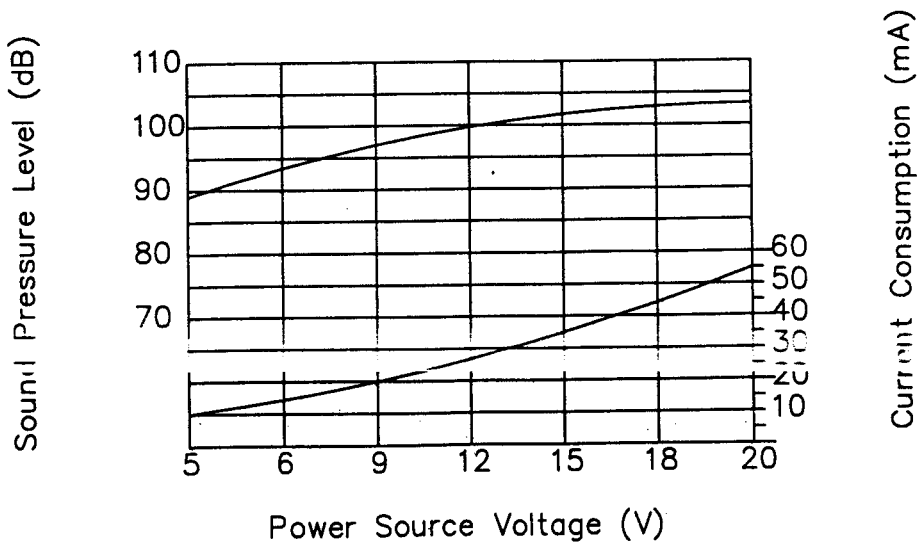
**Conformity RoHS Directive ( 2002/95/EC ) Requests.**

**1. General Requirements**

Items	Spec.
Sound Pressure Level	97dB min./30cm/DC9V
Oscillating Frequency	abt. 2.9 or 3.05KHz/DC9V
Current Consumption	20mA max./DC9V
Tone	Dual Tone: 320ms±20%/DC9V
Operating Voltage	DC 5 to 20V
Case Material	PC (UL 94V-2)
Operating Temp. Range	-20°C to +70°C
Storage Temp. Range	-40°C to +85°C
Weight	15.0 gms

Fig.1:

Measurement Distance : 30cm./Sound Level Meter By IEC651 TYPE2  
Current Consumption By GDM-8145/DC Power Supply By GPC-3030D

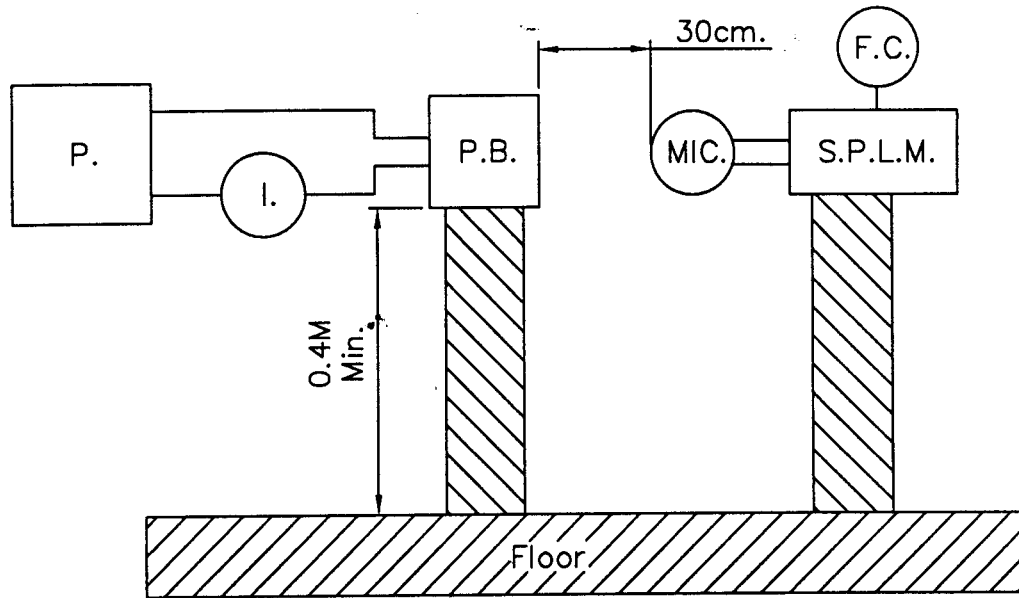


<b>OBO Pro.2®</b>	<b>SPECIFICATIONS</b>	<b>MODEL NO.</b> OBO-35D1
	<b>PART NAME</b> Piezoelectric Buzzer	<b>SHEET</b> 3 OF 5

**2. Test Method :**

※2

2.1 Standard Test Diagram



- P.: DC Power Supply GPC-3030D or Equivalent
- S.P.L.M: Sound Precision Level Meter IEC651 TYPE2 or Equivalent
- I.: Multimeter GDM-8145 or Equivalent
- F.C: Function Generator GFG-8016G or Equivalent
- P.B: Piezoelectric Buzzer

2.2 Standard Test Condition

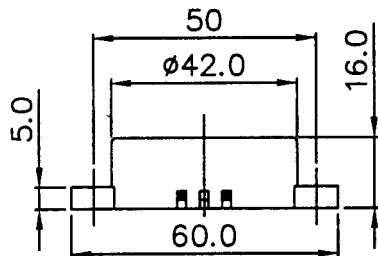
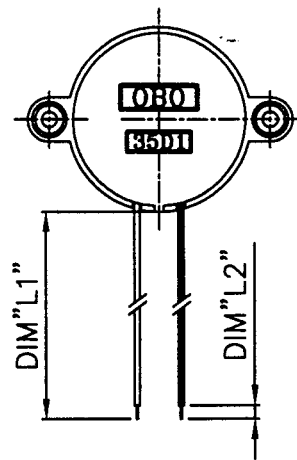
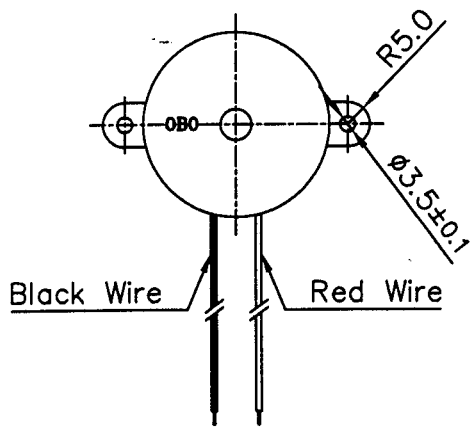
Part shall be measured under a condition  
 (Temperature : +5 to +35°C, Humidity : 45% to 85%R.H.)  
 unless the standard condition. (Temperature : +25±3°C,  
 Humidity : 60±10%R.H.) is regulated to measure.

<b>OBO Pro.2</b>	<b>SPECIFICATIONS</b>	<b>MODEL NO.</b> OBO-35D1
	<b>PART NAME</b> Piezoelectric Buzzer	<b>SHEET</b> 4 OF 5

**3. Mechanical Layout and Dimensions :**

3.1 Dimensions

Unit : mm      Tolerance : ± 0.5



Customer	Lead Wire	DIM"L1"	DIM"L2"
Standard	UL 1007 26AWG	120±5	5±1

※2

3.2 Environment-related substances to be controlled

◎ Piezoelectric Ceramic Disc.

RoHs Annex :

Application of lead, mercury, cadmium and hexavalent chromium, which are exempted from the requirement of article 4(1).

\* Lead in electronic ceramic parts.(e.g. piezoelectronic devices).

**4. Soldering Condition :**

4.1 Hand Soldering ※2

Iron Tip Temperature	Soldering time
+ 380°C Max.	Duration 3 seconds Max.

**OBO Pro.2®**


**SPECIFICATIONS**

**MODEL NO.**  
OBO-35D1

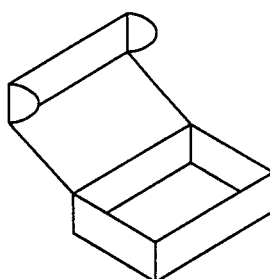

**PART NAME**  
Piezoelectric Buzzer

**SHEET**  
5 OF 5

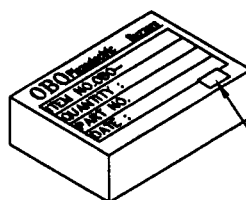
**5. Package :**



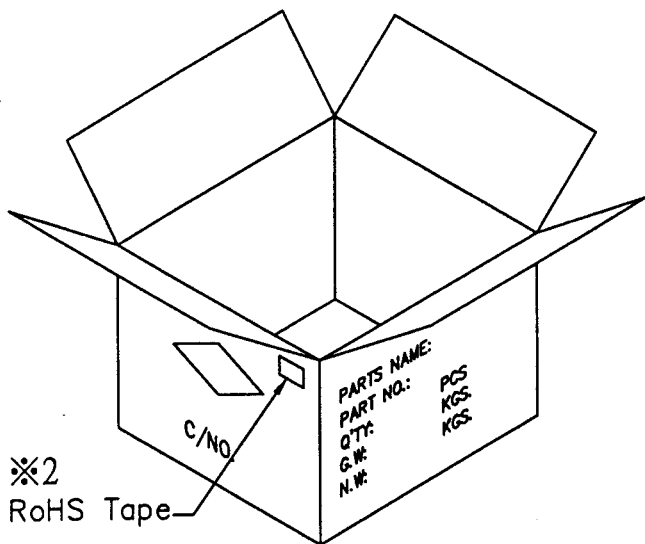
Buzzer



50pcs./Inside Box  
(218\*152\*61mm)

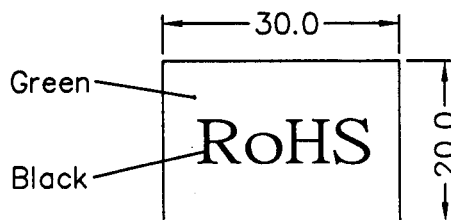


RoHS Tape※2



※2  
RoHS Tape

30 Box(1500pcs.)/Carton  
2.52±(488\*452\*330mm)



RoHS Tape  
(30\*20 mm)