

**(1.27 mm) .050" • SMT/THROUGH-HOLE HEADER**

SERIES	1	NO. PINS PER ROW	LEAD STYLE	PLATING OPTION	ROW OPTION	OPTIONS
--------	---	------------------	------------	----------------	------------	---------

**TFM**  
= Standard

**TFML**  
= Locking  
(-01 & -02 lead style only)

**03, 04, 06, 08**  
(TFM -01 & -02 only)

**05, 07, 10, 15, 20, 25, 30, 35, 40, 45, 50**  
(Standard sizes)

Specify **LEAD STYLE** from chart

**-L**  
= 15 μm  
(0.38 μm)  
Gold on post, Matte Tin on tail  
(Call Samtec for E.L.P.™ plating option)

**-S**  
= Single Row  
(TFM only)

**-D**  
= Double Row

**-DH\***  
= Double Horizontal  
(TFM lead style -02 only)  
(05 thru 50 positions only)  
(-TR or -FR option only available)

Specify only -RA, -RE1 or -RE2

**-RA**  
= Right-angle  
(Lead style -01 only)

**-RE1**  
= Right-angle Elevated for  
(1.60 mm) .062" PCB  
(Requires TFM lead style -01, -D row and -WT)

**-RE2**  
= Right-angle Elevated for  
(2.36 mm) .093" PCB  
(Requires TFM lead style -01, -D row and -WT)

Specify only -A, -LC, -DS or -WT  
Not available with -RA, -RE1 and -RE2 unless otherwise noted.

**-A**  
= Alignment Pin

**-LC**  
= Locking Clip  
(Manual Placement required)

**-DS**  
= Dual Screw Down for  
(1.60 mm) .062" PCB  
(05, 07, 10, 15, 20, 25, 30, 35, 40 positions only)  
(TFM lead styles -01 and -02 only)  
(Requires -D row option)  
(Mates with SFM-DS option and SFSD/SFSDT -SS and -DS option only)  
(Not available with -A, -LC, -WT, -K, -P, -XR)

**-WT**  
= Weld Tab  
(TFM lead styles -01 and -02 only)  
(Required callout for -RE1 & -RE2)  
(Mates to SFSS/SFSD -SR and -DR option only)  
(05, 07, 10, 15, 20, 25, 30, 35, 40, 45, 50 positions only)

SMT lead styles only  
Specify only -K or -P

**-K**  
= Polyimide Film Pick & Place Pad

**-P**  
= Plastic Pick & Place Pad  
(5 positions min.)  
(Not available with 5 position with -WT)

Specify -TR or -FR last  
(Not available with -DS)

**-TR**  
= Tape & Reel

**-FR**  
= Full Reel  
Tape & Reel  
(must order max. quantity per reel; contact Samtec for quantity breaks)

**TFM**

**Board Mates:**  
SFM, SFMC

**Cable Mates:**  
SFSD

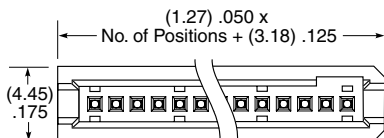


**TFML**

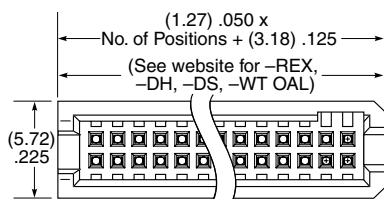
**Board Mates:**  
SFML

MATED HEIGHTS*		
LEAD STYLE (SMT)		MATED HEIGHT*
TFM	SFM	
-02		(6.35) .250
-12	-02	(8.13) .320
-22		(9.91) .390
-32		(11.81) .465
LEAD STYLE (T/H)		MATED HEIGHT*
TFM	SFM	
-01		(5.97) .235
-03		(5.97) .235
-11		(7.75) .305
-13	-01	(7.75) .305
-21		(9.53) .375
-23		(9.53) .375
-31		(11.43) .450

\*Processing conditions will affect mated height.



**SINGLE ROW**



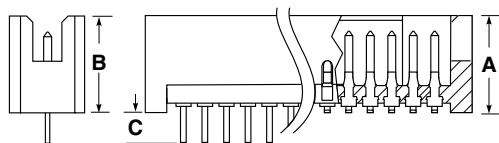
**DOUBLE ROW**

LEAD STYLE (SMT)	A
-02	(5.72) .225
-12*	(7.49) .295
-22*	(9.27) .365
-32*	(11.18) .440

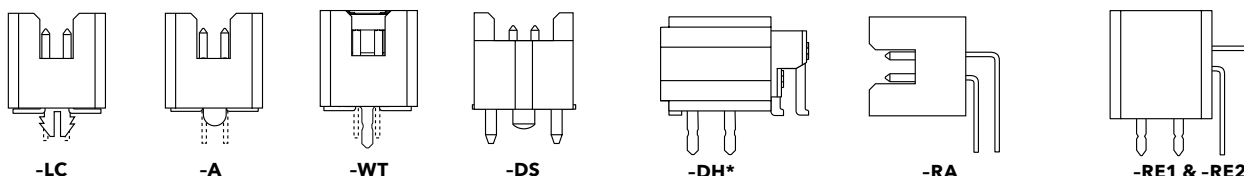
\* N/A with 07, -DH or -S row option

LEAD STYLE (T/H)	B	C
-01	(5.59) .220	(1.97) .078
-03*	(5.59) .220	(2.77) .109
-11*	(7.37) .290	(1.97) .078
-13*	(7.37) .290	(2.77) .109
-21*	(9.14) .360	(1.97) .078
-23*	(9.14) .360	(2.77) .109
-31*	(11.05) .435	(1.97) .078

\* Not Available with 07 or -S row option



**THROUGH-HOLE SURFACE MOUNT**



**Note:**  
Some lengths, styles and options are non-standard, non-returnable.

View complete specifications at: [samtec.com?TFM](http://samtec.com?TFM) & [samtec.com?TFML](http://samtec.com?TFML)