


# SMT MICRO HEADER & SOCKET

(0.80 mm) .0315" PITCH • FTE/CLE SERIES



**FTE**  
Mates:  
CLE

**CLE**  
Mates:  
FTE, AW

## SPECIFICATIONS

**Insulator Material:**  
Black Liquid Crystal Polymer  
**Terminal Material:**  
Phosphor Bronze  
**Contact Material:**  
BeCu  
**Plating:**  
Au over 50 μ" (1.27 μm) Ni  
**Current Rating (FTE/CLE):**  
2.7 A per pin  
(2 pins powered)  
**Operating Temp Range:**  
-55 °C to +125 °C  
**Insertion Depth (CLE):**  
Top Entry =  
(1.73 mm) .068" to (3.18 mm) .125"  
with (0.38 mm) .015"  
wipe, or pass-through  
Bottom Entry =  
(3.23 mm) .127" minimum plus  
board thickness  
**Normal Force (CLE):**  
75 grams (0.73 N)  
**Max Cycles (CLE):**  
100 with 10 μ" (0.25 μm) Au

## PROCESSING

**Lead-Free Solderable:**  
Yes  
**SMT Lead Coplanarity (FTE):**  
-DV: (0.10 mm) .004" max  
-DH: (0.10 mm) .004" max (05-25)  
(0.15 mm) .006" max (26-50)\*  
\*(.004" stencil solution  
may be available; contact  
IPG@samtec.com)  
**SMT Lead Coplanarity (CLE):**  
(0.10 mm) .004" max (04-65)  
(0.15 mm) .006" max (66-90)\*  
\*(.004" stencil solution  
may be available; contact  
IPG@samtec.com)



**05 thru 90**  
Specify LEAD STYLE from chart

**-G**  
= 10 μ"  
(0.25 μm)  
Gold on post,  
Gold flash on balance

**-DV**  
= Dual Vertical

**-DH**  
= Dual Horizontal  
(50 positions maximum)

**-ES**  
= End Shroud

**-EC**  
= End Shroud with Locking Clips  
(Manual placement required)

**-EP**  
= End Shroud with Guide Posts

Style -01 -DV only  
(11 pins/row minimum)

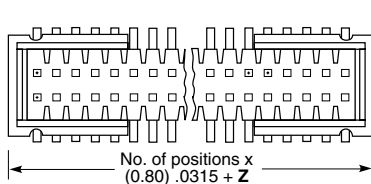
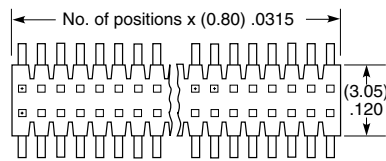
**-A**  
= Alignment Pin  
(5 positions minimum)  
Metal or plastic at Samtec discretion  
(-DV only)

**-K**  
= (2.50 mm) .098" DIA  
Polyimide Film Pick & Place Pad  
(-DH only)

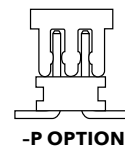
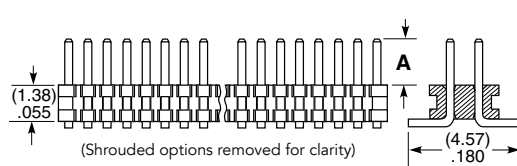
**-P**  
= Plastic Pick & Place Pad  
(8 positions minimum)  
-DV only

**-TR**  
= Tape & Reel

**-FR**  
= Full Reel Tape & Reel  
(must order max. quantity per reel; contact Samtec for quantity breaks)



OPTION	Z	LEAD STYLE	A
-ES	(1.57) .062	-01	(1.90) .075
-EC	(4.11) .162	-02	(4.45) .175
-EP	(5.51) .217	-03	(3.05) .120



**04 thru 90**

**-G**  
= 10 μ"  
(0.25 μm)  
Gold

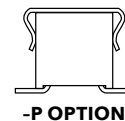
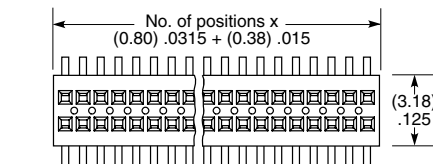
**-A**  
= Alignment Pin  
(4 positions minimum)  
Metal or plastic at Samtec discretion.

**-K**  
= (3.50 mm) .138" DIA  
Polyimide film  
Pick & Place Pad  
(8 positions minimum)

**-P**  
= Metal Pick & Place Pad  
(8 positions minimum)

**-TR**  
= Tape & Reel

**-FR**  
= Full Reel Tape & Reel  
(must order max. quantity per reel; contact Samtec for quantity breaks)



**Note:**  
Some lengths, styles and options are non-standard, non-returnable.