


SMT MICRO BOARD STACKER

(0.80 mm) .0315" PITCH • AW SERIES



AW
Mates:
CLE

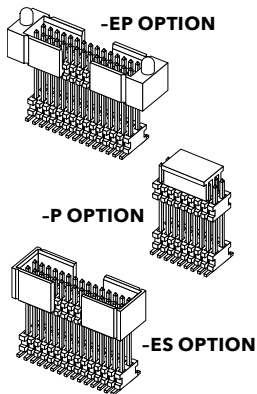
SPECIFICATIONS

Insulator Material:
Top: Black LCP
Bottom: Natural LCP
Terminal Material:
Phosphor Bronze
Plating:
Au over 50 μ " (1.27 μ m) Ni
Operating Temp Range:
-55 °C to +125 °C

PROCESSING

Lead-Free Solderable:
Yes
SMT Lead Coplanarity:
(0.10 mm) .004" max (05-40)
(0.15 mm) .006" max (41-90)*
*(.004" stencil solution
may be available; contact
IPG@samtec.com)

OPTIONS



Notes:
For added mechanical stability, Samtec recommends mechanical board spacers be used in applications with gold or selective gold plated connectors. Contact ipg@samtec.com for more information.

Some lengths, styles and options are non-standard, non-returnable.

AW	NO. PINS PER ROW	03	PLATING OPTION	D	STACKER HEIGHT	POST HEIGHT	OTHER OPTION
----	------------------	----	----------------	---	----------------	-------------	--------------

05 thru 90

-G
= 10 μ "
(0.25 μ m)
Gold

-"XXX"
= Stacker Height
(in inches)
(3.09 mm)
.122" to
(5.84 mm)
.230"

Example:
-175
= (4.45 mm)
.175"

-"XXX"
= Post Height
(in inches)
(1.91 mm)
.075"
minimum

Example:
-075
= (1.91 mm)
.075"

-ES
= End Shroud
11 pins/row min.
(-075 Post
Height only)

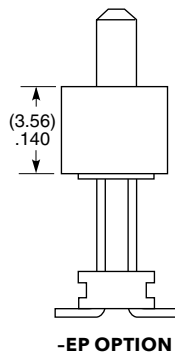
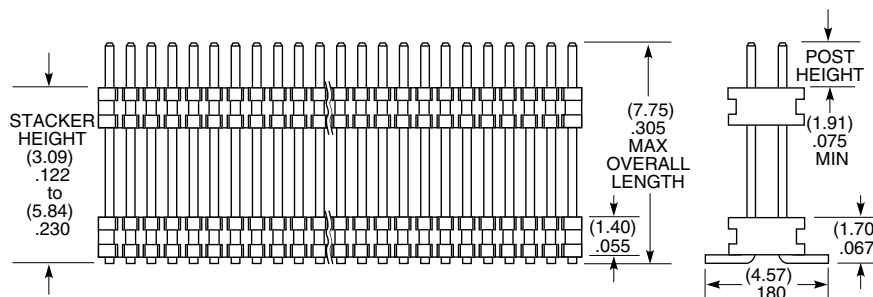
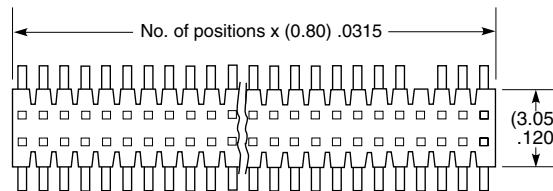
-EP
= End Shroud
with Guide Post
(-075 Post
Height only)
11 pins/row min.

-A
= Alignment Pin
(4 positions min.)
(Available for
board stacks
between
(4.06 mm) .160" to
(5.84 mm) .230")
(Metal or plastic at
Samtec discretion.)

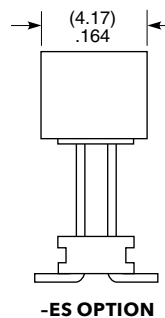
-P
= Pick & Place Pad
(8 positions min.)

-TR
= Tape & Reel
(84 positions max.)

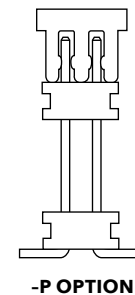
-FR
= Full Reel
Tape & Reel
(must order max.
quantity per reel;
contact Samtec for
quantity breaks)
(84 positions max.)



-EP OPTION



-ES OPTION



-P OPTION