




**TIGER EYE™**  
SYSTEM



**(0.80 mm) .0315"**

**SEM, SEMS, SEML SERIES**

# MICRO TIGER EYE™ SOCKET

## SPECIFICATIONS

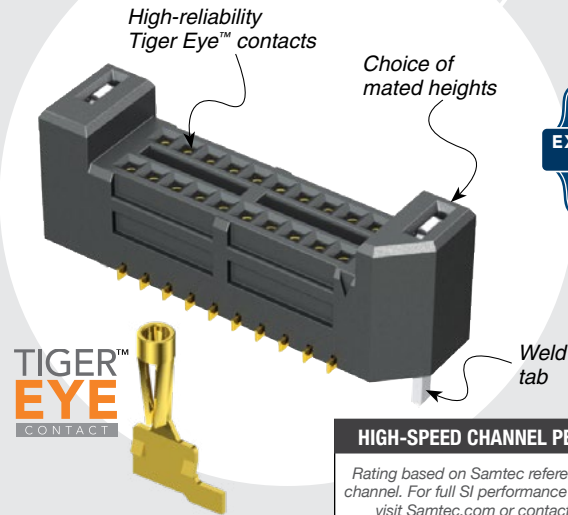
For complete specifications and recommended PCB layouts see [www.samtec.com?SEM](http://www.samtec.com?SEM), [www.samtec.com?SEMS](http://www.samtec.com?SEMS) or [www.samtec.com?SEML](http://www.samtec.com?SEML)

**Insulator Material:** Black Liquid Crystal Polymer  
**Contact Material:** BeCu  
**Plating:** Au or Sn over 50 μ" (1.27 μm) Ni  
**Operating Temp Range:** -55 °C to +125 °C  
**Current Rating (SEM/TEM):** 2.6 A per pin (2 pins powered)  
**Voltage Rating:** 235 VAC/330 VDC  
**RoHS Compliant:** Yes

**SEM, SEML Mates with:**  
TEM

**SEMS Mates with:**  
TEMS

## POWER/SIGNAL APPLICATION



**HIGH-SPEED CHANNEL PERFORMANCE**  
 Rating based on Samtec reference channel. For full SI performance data visit [Samtec.com](http://Samtec.com) or contact [SIG@samtec.com](mailto:SIG@samtec.com)

**8**  
Gbps

## PROCESSING

**Lead-Free Solderable:** Yes  
**SMT Lead Coplanarity:** (0.10 mm) .004" max

## RECOGNITIONS

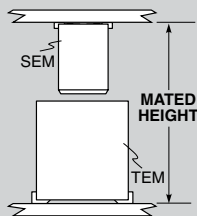
For complete scope of recognitions see [www.samtec.com/quality](http://www.samtec.com/quality)



## OTHER SOLUTIONS

- Board Stacking: See SFM, TFM Series
- Cable Assemblies: See SFSD, TFSD Series

## MATED HEIGHT



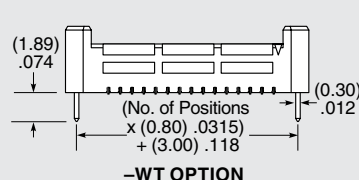
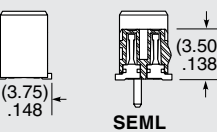
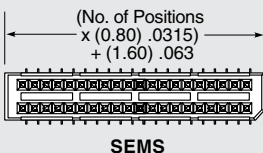
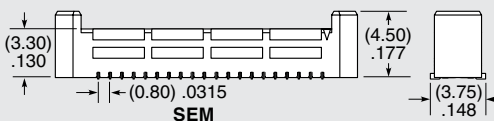
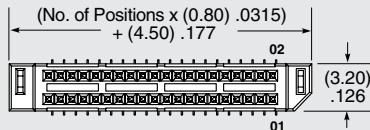
TEM LEAD STYLE	MATED HEIGHT*
-03.0	6 mm
-04.0	7 mm
-07.0	10 mm

\*Processing conditions will affect mated height.

**Note:** Some sizes, styles and options are non-standard, non-returnable.

TYPE STRIP	1	NO. PINS PER ROW	02	STACK HEIGHT	PLATING OPTION	D	OPTION	OTHER OPTION
------------	---	------------------	----	--------------	----------------	---	--------	--------------

<p><b>SEM</b> = Tiger Eye™ Strip</p> <p><b>SEMS</b> = Tiger Eye™ Slim Strip</p> <p><b>SEML</b> = Tiger Eye™ Friction Lock</p>	<p>05, 10, 15, 20, 25</p> <p>30, 35, 40, 45, 50</p> <p>(SEM/SEML only) (Standard sizes)</p>	<p><b>-03.0</b> = 6 mm, 7 mm or 10 mm Stack Height when mated with TEM/TEMS Series (SEML only available with 6 mm Stack Height)</p>	<p><b>-FG</b> = Gold Flash</p> <p><b>-G</b> = 10 μ" (0.25 μm) Gold on contact, Gold Flash on tail</p> <p><b>-H</b> = 30 μ" (0.76 μm) Gold on contact, Gold Flash on tail</p>	<p>Leave blank for SEMS</p> <p><b>-A</b> = Alignment Pin (Not available with -LC or -WT)</p> <p><b>-LC</b> = Locking Clip (Not available with -A or -WT) (Manual placement required)</p> <p><b>-WT</b> = Weld Tab (Not available with -A or -LC) (Required callout for SEML)</p>	<p><b>-K</b> = (3.50 mm) .138" DIA Polyimide film Pick &amp; Place Pad (Required for SEMS)</p> <p><b>-TR</b> = Tape &amp; Reel (Required for SEMS)</p> <p><b>-FR</b> = Full Reel Tape &amp; Reel (must order max. quantity per reel; contact Samtec for quantity breaks)</p>
---	---	---	--	--	--



**ALSO AVAILABLE (MOQ Required)**

- Other sizes
- Other platings