

HIGH-SPEED FLOATING CONTACT SYSTEM



(0.50 mm) .0197" PITCH • FT5/FS5 SERIES

FT5
Mates:
FS5

FS5
Mates:
FT5

SPECIFICATIONS

Insulator Material:
Black Liquid Crystal Polymer
Contact Material:
Phosphor Bronze (FT5)
BeCu (FS5)
Weld Tab:
Phosphor Bronze
Plating:
Au or Sn over
50 μ" (1.27 μm) Ni
Current Rating:
1.8 A per pin
(2 pins powered)
Operating Temp Range:
-55 °C to +125 °C
Lead-Free Solderable:
Yes

FT5	NO. OF POSITIONS	LEAD STYLE	PLATING OPTION	ROW OPTION	TH	OPTION
-----	------------------	------------	----------------	------------	----	--------

-15, -30
(Per Row)

-01.0
= 1 mm
Body
Height

-L
= 10 μ"
(0.25 μm)
Gold on
contact,
Matte Tin
on tail

-DV
= Vertical

Leave blank
for -RA

Required
callouts

-03.0
= 3 mm
Body
Height

-RA
= Right-
angle

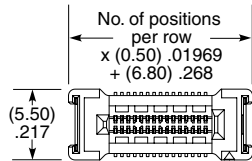
-TH
= Through-hole
weld tab

-P
= Pick &
Place Pad
(-DV only)

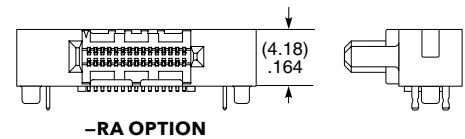
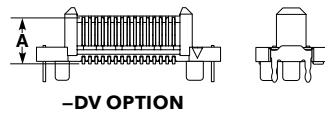
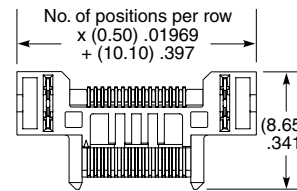
-K
= (5.00 mm)
.197" DIA
Polyimide
Film Pick &
Place Pad
(-RA only)

-TR
= Tape &
Reel

-FR
= Full Reel
Tape & Reel
(must order
max. quantity
per reel;
contact
Samtec for
quantity
breaks)



LEAD STYLE	A
-01.0	(3.72) .146
-03.0	(5.72) .225



MATED HEIGHT *

FS5 LEAD STYLE	FT5 LEAD STYLE	
	-01.0	-03.0
-02.0	(5.00 mm) .197"	(7.00 mm) .276"

*Processing conditions will affect mated height.

FS5	NO. OF POSITIONS	LEAD STYLE	PLATING OPTION	DV	TH	K	XR
-----	------------------	------------	----------------	----	----	---	----

-15, -30
(Per Row)

-04.0
= 4 mm
Body
Height

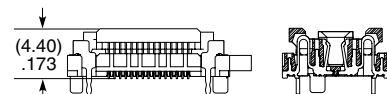
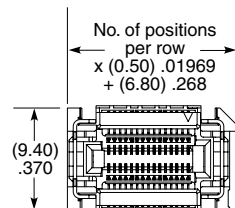
-L
= 10 μ"
(0.25 μm)
Gold on
contact,
Matte Tin
on tail

-TH
= Through-hole
weld tab

-K
= (8.25 mm)
.325" DIA
Polyimide
Film Pick &
Place Pad

-TR
= Tape & Reel

-FR
= Full Reel
Tape & Reel
(must order
max. quantity
per reel;
contact
Samtec for
quantity
breaks)



ALSO AVAILABLE
MOQ Required

Other lead counts
Surface mount weld tab

Notes:

Floating contact system provides 0.50 mm float in X and Y directions.

Some lengths, styles and options are non-standard, non-returnable.