

HIGH-SPEED EDGE CARD SYSTEMS

0.60 mm, 0.80 mm and 1.00 mm PITCH




FEATURES & BENEFITS

- 56 Gbps PAM4 performance
- PCI Express® 3.0, 4.0 and 5.0
- Edge Rate® contacts optimized for signal integrity performance and cycle life
- Up to 200 positions available
- Vertical, right-angle, edge mount, pass-through orientations
- Power/signal combo, press-fit tails, rugged weld tabs, locks and latches
- Mating cable assemblies available

GENERATE™

PAM4
56
Gbps


EDGE
RATE®
CONTACT



Rugged tucked beam technology (HTEC8)



Differential pair for increased speed (HSEC8-DP)



Custom designs allow for misalignment in the X-Y axes (HSEC1)

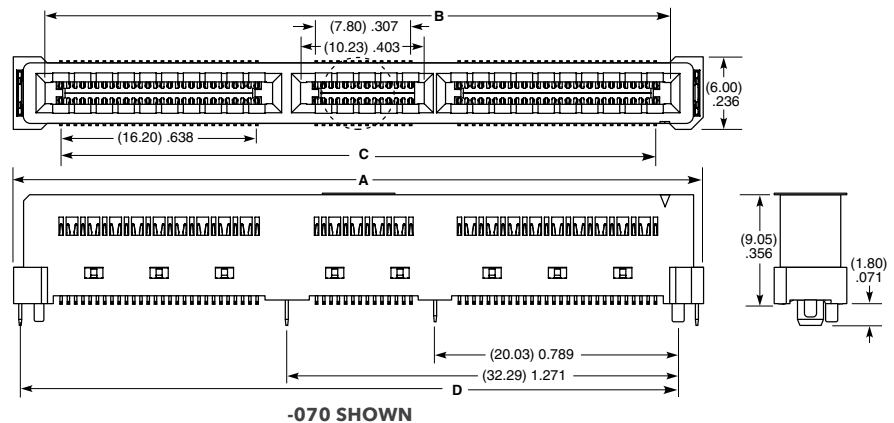

KEY SPECIFICATIONS

SERIES	PITCH	TOTAL POSITIONS	INSULATOR MATERIAL	CONTACT MATERIAL	OPERATING TEMP RANGE	CURRENT RATING	VOLTAGE RATING	LEAD-FREE SOLDERABLE
HSEC6	0.60 mm	56-168	Black LCP	Copper Alloy	-55 °C to +125 °C	0.8 A (12 pins)	300 VAC	Yes
HTEC8	0.80 mm	40-200	Black LCP	Copper Alloy	-55 °C to +125 °C	3.0 A (2 pins)	215 VAC	Yes
HSEC8	0.80 mm	18-200	Black LCP	BeCu	-55 °C to +125 °C	2.8 A (2 pins)	240 VAC	Yes
HSEC1	1.00 mm	20-140	Black LCP	Phosphor Bronze	-55 °C to +125 °C	2.2 A (2 pins)	215 VAC	Yes

(0.60 mm) .024" PITCH • VERTICAL EDGE CARD SOCKET

HSEC6	POSITIONS PER ROW	CARD THICKNESS	PLATING OPTION	DV	SHIELD OPTION	WT	"X"R
	-028, -042, -070, -084	-01 = (1.60 mm) .062" thick card	-S = 30 μ" (0.76 μm) Gold on contact area, Matte Tin on tail		Leave blank for no shield -S = Shield	-WT = Middle Weld tab (not available with -028 positions)	-TR = Tape & Reel -FR = Full Reel Tape & Reel (must order max. quantity per reel; contact Samtec for quantity breaks)

HSEC6
Card Mates:
(1.60 mm)
.062" card,
GC6



STANDARDS

SFF-TA-1002
Visit www.samtec.com/standards for more information.

HIGH-SPEED PAIRS	SFF-TA-1002	POSITIONS PER ROW	A	B	C	D
x4, 8 DP's	1C	-028	(23.88) .940	(18.62) .733	(16.20) .638	(21.18) .834
x8, 16 DP's	2C	-042	(35.60) 1.402	(30.61) 1.205	(28.01) 1.103	(32.90) 2.295
	4C	-070	(57.02) 2.245	(51.72) 2.036	(49.12) 1.934	(54.32) 2.139
x16, 32 DP's	4C+	-084	(69.17) 2.723	(63.92) 2.516	(61.32) 2.414	(66.52) 2.619

Note:
Polyimide film pick & place pad is standard.

Some sizes, styles and options are non-standard, non-returnable

View complete specifications at: samtec.com?HSEC6-DV