

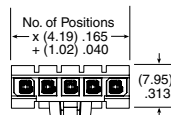
| SERIES | PINS PER ROW | WIRE GAUGE | K | ASSEMBLED LENGTH | END OPTION | LATCH OPTION |
|---|---|-----------------------------------|-----------------------------------|---|--|---|
| PMSSD = Double Row PVC Cable | -02, -03 | -16 | -K = Keyed Polarization | -"XX.XX" = Wire length in inches (88.90 mm) 03.50" min. | -S = Single End | -LUS = Plastic Latch up, straight |
| PMSSDT = Double Row Blue *Teflon® Cable (24 AWG only) | -04, -05 | -18 | | | -D = Double End (Latch Required) | -LDS = Plastic Latch down, straight |
| PMSSS = Single Row PVC Cable | -08, -10 | -206 (20 AWG/600 volts) | | | | -LUX* = Plastic Latch up, crossed |
| PMSSST = Single Row Blue *Teflon® Cable (24 AWG only) | -15* (Standard sizes) *Only available for double row | -22 | | | | -LDX* = Plastic Latch down, crossed |
| | | -24 | | | | *(PMSSD/PMSSDT only) |

PMSSD, PMSSDT, PMSSS, PMSSST
Board Mates:
IPBT

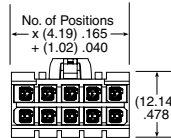
*DuPont™ Teflon® is a registered trademark of the E.I. du Pont de Nemours and Company or its affiliates.

Notes:
Teflon® cable is intended for crimp only. Contact Samtec for solderable cable applications.

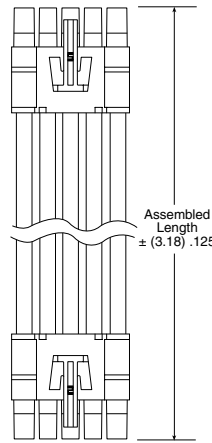
For wiring option information refer to drawing on web.



PMSS/PMSSST



PMSSD/PMSSDT



| PMSSD/IPBT | |
|------------|--------------------------|
| WIRE GAUGE | CURRENT RATING (PER PIN) |
| 16 AWG | 10.3 A |
| 18 AWG | 8.8 A |
| 22 AWG | 5.7 A |
| 24 AWG | 5.2 A |

2 PIN POWERED

View complete specifications at: samtec.com?PMSSD, samtec.com?PMSSDT, samtec.com?PMSSS & samtec.com?PMSSST

| IPBD | POSITIONS PER ROW | ROW OPTION | K | SERIES | WIRE GAUGE | 01 | T | SP |
|------|--|--|-----------------------------------|---|--|----|--------------------|----|
| | -02, -03, -04, -05, -08, -10, -15 (Standard sizes) | -S = Single Row -D = Double Row | -K = Keyed Polarization | CC69L = Contact, Loose CC69R = Contact, Full Reel (4,000 Parts per Reel) | -2024 = 20 to 24 AWG -1620 = 16 to 20 AWG | | -T = Tin | |

-D

-S

TOOLING

Hand Tool: CAT-HT-169-1620-13 (16-20 AWG)
Hand Tool: CAT-HT-169-2024-13 (20-24 AWG)

Mini Applicator: CAT-MC-169-1620-XX-02 (16-20 AWG)
Mini Applicator: CAT-MC-169-2024-XX-01 (20-24 AWG)
Extraction Tool: CAT-EX-169-01

Note:
Some lengths, styles and options are non-standard, non-returnable.

View complete specifications at: samtec.com?IPBD, samtec.com?CC69L & samtec.com?CC69R