



**(0.80 mm) .0315" PITCH • QRM8/QRF8 SERIES**

**QRM8**  
Board Mates:  
QRF8

**QRF8**  
Board Mates:  
QRM8

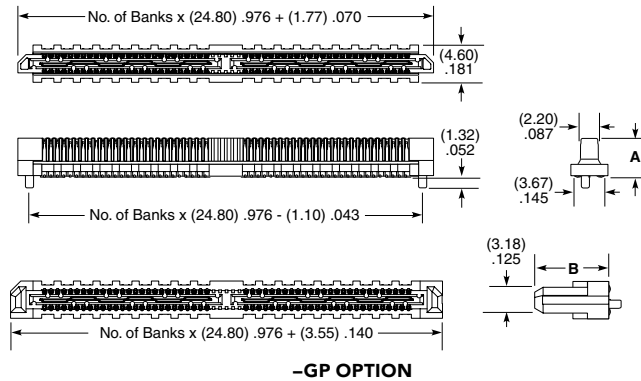
**QRM8/QRF8**  
Cable Mates:  
EQRD

**SPECIFICATIONS**

**Insulator Material:**  
Black LCP  
**QRM8 Terminal Material:**  
Phosphor Bronze  
**QRF8 Contact Material:**  
BeCu  
**Ground Plane Material:**  
Phosphor Bronze  
**Plating:**  
Au or Sn over  
50 μm (1.27 μm) Ni  
**Current Rating:**  
**Contact:**  
2.2 A per pin (2 pins powered)  
**Ground:**  
8.5 A per ground plane  
(1 ground plane powered)  
**Operating Temp Range:**  
-55 °C to +125 °C  
**Voltage Rating:**  
215 VAC  
**Max Cycles:**  
100

QRM8	PINS PER ROW NO. OF PINS	LEAD STYLE	PLATING OPTION	TYPE	A	OTHER OPTIONS
------	--------------------------	------------	----------------	------	---	---------------

-026, -052, -078 (52 total pins per bank = -D)	-02.0 = 2 mm Body Height (N/A -054 & -078 Positions)	-L = 10 μm (0.25 μm) Gold on contact, Matte Tin on tail	-D = Single-Ended  -D-DP = Differential Pair	-GP = Guide Post  -K = (5.00 mm) .197" DIA Polyimide Film Pick & Place Pad  -TR = Tape & Reel (-018, -026, -036, -052 only)  -FR = Full Reel Tape & Reel (must order maximum quantity per reel; contact Samtec for quantity breaks) (-018, -026, -036, -052 only)
-018, -036, -054 (18 pairs per bank = -D-DP)	-05.0 = 5 mm Body Height  -07.0 = 7 mm Body Height			



LEAD STYLE	A	B
-02	(4.81) .189	(6.12) .241
-05	(7.81) .307	(9.12) .359
-07	(9.78) .385	(11.12) .438

-GP OPTION

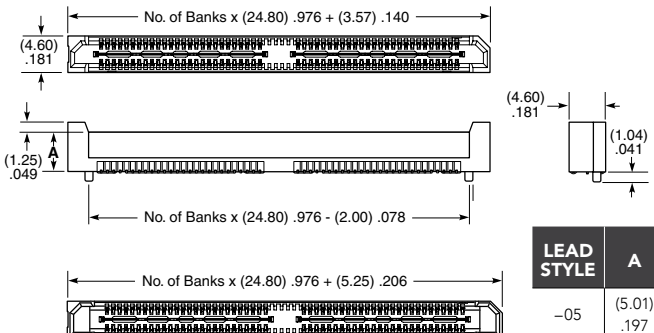
View complete specifications at: [samtec.com?QRM8](http://samtec.com?QRM8)

**PROCESSING**

**Lead-Free Solderable:**  
Yes  
**SMT Lead Coplanarity:**  
(0.10 mm) .004" max (-018-026)  
0.15 mm) .006" max (-036-078)\*  
\*(.004" stencil solution may be available; contact IPG@samtec.com)  
**Board Stacking:**  
For applications requiring more than two connectors contact ipg@samtec.com

QRF8	PINS PER ROW NO. OF PAIRS	LEAD STYLE	PLATING OPTION	TYPE	A	OTHER OPTIONS
------	---------------------------	------------	----------------	------	---	---------------

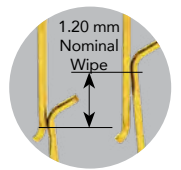
-026, -052, -078 (52 total pins per bank = -D)	-05.0 = 5 mm Body Height  -07.0 = 7 mm Body Height	-L = 10 μm (0.25 μm) Gold on contact, Matte Tin on tail	-D = Single-Ended  -D-DP = Differential Pair	-GP = Guide Post  -K = (5.00 mm) .197" DIA Polyimide Film Pick & Place Pad  -TR = Tape & Reel (-018, -026, -036, -052 only)  -FR = Full Reel Tape & Reel (must order max. quantity per reel; contact Samtec for quantity breaks) (-018, -026, -036, -052 only)
-018, -036, -054 (18 pairs per bank = -D-DP)				



LEAD STYLE	A
-05	(5.01) .197
-07	(7.01) .276

-GP OPTION

View complete specifications at: [samtec.com?QRF8](http://samtec.com?QRF8)



**Note:**  
Some lengths, styles and options are non-standard, non-returnable.

MATED HEIGHT*			
QRF8 LEAD STYLE	QRM8 LEAD STYLE		
	-02.0	-05.0	-07.0
-05	(7.00) .276	(10.00) .394	(12.00) .472
-07	(9.00) .354	(12.00) .472	(14.00) .551

\*Processing conditions will affect mated height. See SO Series for board space tolerances.