



(0.635 mm) .025" PITCH • QTS/QSS SERIES

**QTS**  
Board Mates:  
QSS

**QSS**  
Board Mates:  
QTS

**QTS/QSS**  
Cable Mates:  
SQCD

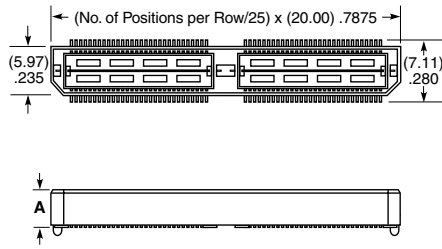
Standoffs:  
SO



<b>QTS</b>	<b>NO. OF POSITIONS PER ROW</b>	<b>LEAD STYLE</b>	<b>PLATING OPTION</b>	<b>D</b>	<b>A</b>	<b>OTHER OPTIONS</b>
	-025, -050, -075 (50 total positions per bank)	Specify LEAD STYLE from Chart	-F = Gold flash on contact, Matte Tin on tail  -L = 10 μm (0.25 μm) Gold on contact, Matte Tin on tail  -C = 50 μm (1.27 mm) Electro-Polished Selective Gold on contact, Matte Tin on tail (passes 10 year MFG testing)			-K = (7.00 mm) .275" DIA Polyimide film Pick & Place Pad  -TR = Tape & Reel  -FR = Full Reel Tape & Reel (must order maximum quantity per reel; contact Samtec for quantity breaks)

**SPECIFICATIONS**

**Insulator Material:**  
Liquid Crystal Polymer  
**Contact Material:**  
Phosphor Bronze  
**Plating:**  
Au or Sn over 50 μm (1.27 μm) Ni  
**Current Rating:**  
**Contact:**  
1.8 A per pin (2 pins powered)  
**Ground Plane:**  
23.1 A per ground plane (1 ground plane powered)  
**Operating Temp Range:**  
-55 °C to +125 °C  
**Voltage Rating:**  
285 VAC  
**Max Cycles:**  
100



QTS LEAD STYLE	A	MATED HEIGHT WITH QSS
-01	(4.27) .168	(5.00) .197
-02	(7.26) .286	(8.00) .315

\*Processing conditions will affect mated height. See SO Series for board space tolerances.

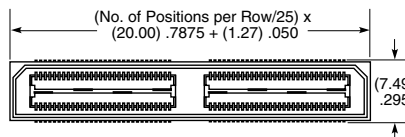
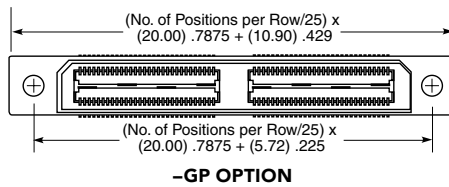
View complete specifications at: [samtec.com?QTS](http://samtec.com?QTS)

**PROCESSING**

**Lead-Free Solderable:**  
Yes  
**QTS SMT Lead Coplanarity:**  
(0.10 mm) .004" max (025-075)  
**QSS SMT Lead Coplanarity:**  
(0.10 mm) .004" max (025-050)  
(0.15 mm) .006" max (075)\*  
\*(.004" stencil solution may be available; contact ipg@samtec.com)  
**Board Stacking:**  
For applications requiring more than two connectors contact ipg@samtec.com



<b>QSS</b>	<b>NO. OF POSITIONS PER ROW</b>	<b>PLATING OPTION</b>	<b>D</b>	<b>A</b>	<b>OTHER OPTIONS</b>
	-025, -050, -075 (50 total positions per bank)	-F = Gold flash on contact, Matte Tin on tail  -L = 10 μm (0.25 μm) Gold on contact, Matte Tin on tail  -C = 50 μm (1.27 mm) Electro-Polished Selective Gold on contact, Matte Tin on tail (passes 10 year MFG testing)			-GP = Guide Holes for mating with QTS-RA  -K = (8.25 mm) .325" DIA Polyimide Film Pick & Place Pad  -TR = Tape & Reel  -FR = Full Reel Tape & Reel (must order maximum quantity per reel; contact Samtec for quantity breaks)



See pg 46-47 for Right-Angle & Edge Mount options.

View complete specifications at: [samtec.com?QSS](http://samtec.com?QSS)



**Note:**  
Some lengths, styles and options are non-standard, non-returnable.