



75 Ω BNC TO 12 GHz

BNC Cable Assemblies

RFC6T, RFA6T, RFB6T, RF179



SERIES	END 1 CONNECTOR	END 2 CONNECTOR	OVERALL LENGTH
RFC6T* = 12G-SDI, Belden 4694R Cable		-74SP3 = 75 Ω BNC Straight Plug	-“XXXX” = Overall Length in millimeters -0300 (300 mm) 11.81" minimum (RFA6T, RFB6T, RFC6T) -0100 (100 mm) 3.94" minimum (RF179)
RFA6T = RG 6 Cable		-D4SP3 = 75 Ω BNC Die Cast Straight Plug (RFA6T, RFB6T, RF179 only)	
RFB6T = Belden 1694A Cable		-74BJ3 = 75 Ω BNC Bulkhead Jack (RF179 only)	
RF179 = RG 179 Cable		-74RP3 = 75 Ω BNC Right-angle Plug (RFA6T, RFB6T, RFC6T only)	

ALSO AVAILABLE

75 Ω: DIN 1.0/2.3, HD-BNC™ = RFA6T, RFB6T, RFC6T

75 Ω: DIN 1.0/2.3, SMB, MCX, MMCX = RF179

*Designed to meet SMPTE 2082 12G-SDI specifications.

BNC Cable Connectors

BNC7T-CA



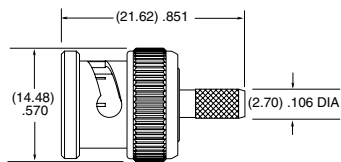
Supplied with pins, washers, nuts, gaskets and ferrules. See website for dimensions.

CONNECTORS FOR INDUSTRY STANDARD CABLES	
BNC7T-P-C-GN-ST-CA3	Machined, RG 179 Cable
BNC7T-P-C-GN-RA-CA3	Machined, RG 179 Cable
BNC7T-P-C-GN-ST-CA6	*Machined, RG 6 Cable
BNC7T-P-C-GN-RA-CA6	*Machined, RG 6 Cable
BNC7T-P-C-GN-ST-CA6B	Belden 4694R Cable
BNC7T-P-C-GN-RA-CA6B	Belden 4694R Cable
BNC7T-J-C-GN-ST-BH3	Machined, Bulkhead, RG 179 Cable
BNC7T-P-C-GN-ST-CA3D	Die Cast, RG 179 Cable
BNC7T-P-C-GN-ST-CA6D	Die Cast, RG 179 Cable

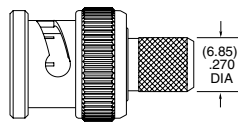
P-C = Cable Plug
J-C = Cable Jack
GN = Plating (10 μ" Gold on contact, Nickel on outer contact and shell)
ST = Straight
RA = Right-angle

*Designed to meet SMPTE 2082 12G-SDI specifications.

DIE CAST

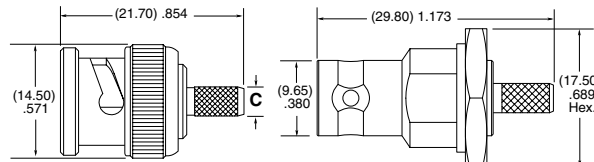


-CA3D



-CA6D

MACHINED



-P-ST-CA3 & -P-ST-CA6

-J-ST-BH3

TERMINATION	C (DIA)
-CA3	(2.70) .106
-CA6	(6.85) .207

Note:
Additional plating options available on Cable Assemblies, Cable Connectors and Board Connectors. Contact RFGroup@samtec.com

75 Ω DIE CAST BNC TO 12 GHz

BNC Board Connectors
BNC7T-TH, BNC7T-BH,
BNC7T-BM, BNC7T-EM

Cable Mates:
RF179, RFA6T, RFB6T,
RFC6T, GRF7H-C



Notes:
Contact RFGroup@samtec.com
for 12G-SDI PCB mount launch
characteristics.

Designed to meet SMPTE 2082
12G-SDI specifications.

Additional plating options
available on Board Connectors.
Contact RFGroup@samtec.com

BNC7T	GENDER	TYPE	PLATING	ORIENTATION	TERMINATION
	-J = Jack	-P = PCB Mount	-GN = 10 μ" (0.25 μm) Gold contact, 100 μ" (2.54 μm) Nickel Shell	-ST = Straight -RA = Right-angle Bulkhead/Panel Mount	-TH2D = Tall Through-hole Die Cast (-ST only) -BH2D* = Low-Profile Die Cast Bulkhead Through-hole (-RA only) -BM1D* = Low-Profile Die Cast Bulkhead Mixed Technology for (1.60 mm) .062" PCB (-RA only) -BM2D* = Low-Profile Die Cast Bulkhead Mixed Technology for (3.18 mm) .125" PCB (-RA only) -EM1D* = Edge Mount Die Cast Bulkhead/Panel Mount for (1.60 mm) .062" PCB (-ST only) -EM2D* = Edge Mount Die Cast Bulkhead/Panel Mount for (2.40 mm) .093" PCB (-ST only)
-RA-BM1D (BALANCED FOR PICK-AND-PLACE)					
-RA-BH2D					

*Lock washers & knurled nuts supplied with bulkhead/panel mount options

75 Ω MACHINED BNC TO 12 GHz

BNC Board Connectors
BNC7T-TH, BNC7T-BH,
BNC7T-EM

Cable Mates:
RF179, RFA6T, RFB6T,
RFC6T, GRF7H-C



Notes:
Contact RFGroup@samtec.com
for 12G-SDI PCB mount launch
characteristics.

Designed to meet SMPTE 2082
12G-SDI specifications.

Additional plating options
available on Board Connectors.
Contact RFGroup@samtec.com

BNC7T	GENDER	TYPE	PLATING	ORIENTATION	TERMINATION
	-J = Jack	-P = PCB Mount	-GN = 10 μ" (0.25 μm) Gold contact, 100 μ" (2.54 μm) Nickel Shell	-ST = Straight -RA = Right-angle Bulkhead/Panel Mount	-TH1 = Standard Through-hole (-ST only) -BH1* = Standard Bulkhead Through-hole (-RA only) -EM1* = Edge Mount Bulkhead/Panel Mount for (1.60 mm) .062" PCB (-ST only) -EM2* = Edge Mount Bulkhead/Panel Mount for (2.40 mm) .093" PCB (-ST only)
-ST-EM1 & -ST-EM2					
-RA-BH1					

*Lock washers & knurled nuts supplied with bulkhead/panel mount options

75 Ω DIN 1.0/2.3 TO 12 GHz

DIN Cable Assemblies

RFA6T, RFB6T, RF179, RFB8T, RFC6T, RFC8T



SERIES	END 1 CONNECTOR	END 2 CONNECTOR	OVERALL LENGTH
RFC6T* = 12G-SDI, Belden 4694R Cable RFC8T* = 12G-SDI, Belden 4855R Cable RFA6T = RG 6 Cable RFB6T = Belden 1694A Cable RF179 = RG 179 Cable RFB8T = Belden 1855A Cable	-78SP4 = 75 Ω DIN Straight Plug	ALSO AVAILABLE 75 Ω: HD-BNC™, BNC = RFB6T, RFA6T, RFC6T 75 Ω: BNC, SMB, MCX, MMCX = RF179 75 Ω: HD-BNC™ = RFB8T, RFC8T	-“XXXX” = Overall length in millimeters -0100 (100 mm) 3.94" minimum (RF179) -0300 (300 mm) 11.81" minimum (RFA6T, RFB6T, RFB8T, RFC6T, RFC8T)

*Designed to meet SMPTE 2082 12G-SDI specifications.

DIN Cable Connectors

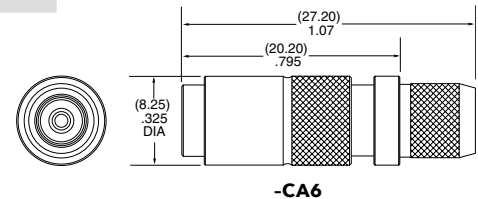
DIN7A-CA



CONNECTORS FOR INDUSTRY STANDARD CABLES	
DIN7A-PP-C-GF-ST-CA3	RG 179
DIN7A-PP-C-GF-ST-CA6	*RG 6, Belden 1694A or Belden 4694R Cable
DIN7A-PP-C-GF-ST-CA8	*Belden 1855A or Belden 4855R Cable

*Designed to meet SMPTE 2082 12G-SDI specifications.

PP-C = Push Pull Plug Cable
 GF = Plating (10 μ" Gold on center contact, Flash Gold on outer contact, Nickel on Shell)
 ST = Straight



-CA6

Supplied with pins and ferrules. See website for dimensions

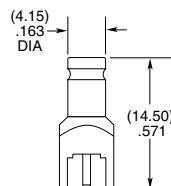
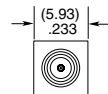
DIN Board Connectors

DIN7A-TH, DIN7A-BH

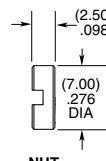
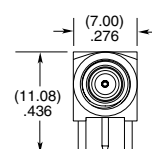
Cable Mates:
 RFA6T, RFB6T, RF179, RFB8T, RFC6T, RFC8T, GRF7H-C



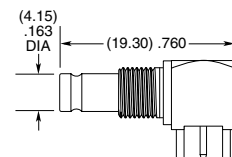
DIN7A	GENDER	TYPE	PLATING	ORIENTATION	TERMINATION
	-J = Jack	-P = PCB Mount	-GF = 10 μ" (0.25 μm) Gold center contact, 3 μ" (0.08 μm) Gold outer contact, (100 μ" (2.54 μm) Nickel body -RA only)	-ST = Straight (-TH1 only) -RA = Right-angle (-BH1 only)	-TH1 = Through-hole (-ST only) -BH1 = Bulkhead Through-hole (-RA only)



-ST-TH1



NUT



-RA-BH1

Notes:
 Contact RFGroup@samtec.com for 12G-SDI PCB mount launch characteristics.

Designed to meet SMPTE 2082 12G-SDI specifications.

Additional plating options available on Cable Assemblies, Cable Connectors and Board Connectors. Contact RFGroup@samtec.com