

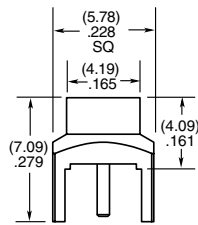
## SMP TO 40 GHz

### SMP Board Connectors SMP-TH, SMP-EM

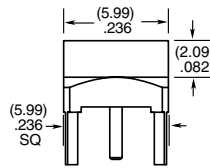
Cable Mates:  
RF405, RF255



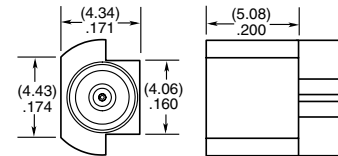
SMP	GENDER	TYPE	PLATING	ORIENTATION	TERMINATION
	<b>-PF</b> = Plug, Full Detent  <b>-PL</b> = Plug, Limited Detent  <b>-PS</b> = Plug, Smooth Bore  <b>-PC</b> = Plug, Catcher's Mitt	<b>-P</b> = PCB Mount	<b>-GF</b> = 10 $\mu$ " (0.25 $\mu$ m) Gold center contact, Gold Flash outer contact (-TH2 only)  <b>-HH</b> = 30 $\mu$ " (0.76 $\mu$ m) Gold center and outer contact (-EM3)	<b>-ST</b> = Straight	<b>-TH2</b> = Through-hole  <b>-EM3</b> = Drop-in Edge Mount (Not available with -PC)



**-PF/-PL/-PS-TH2**



**-PC-TH2**

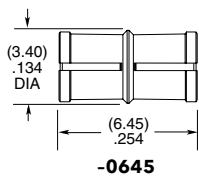


**-EM3**


### SMP Bullet Adaptor SMP-B



SMP	J	TYPE	PLATING	ORIENTATION	BULLET LENGTH
		<b>-B</b> = Bullet Adaptor	<b>-GF</b> = 10 $\mu$ " (0.25 $\mu$ m) Gold center contact, Gold Flash outer contact	<b>-ST</b> = Straight	<b>-0645</b> = 6.45 mm (.254")  <b>-1450</b> = 14.50 mm (.571")

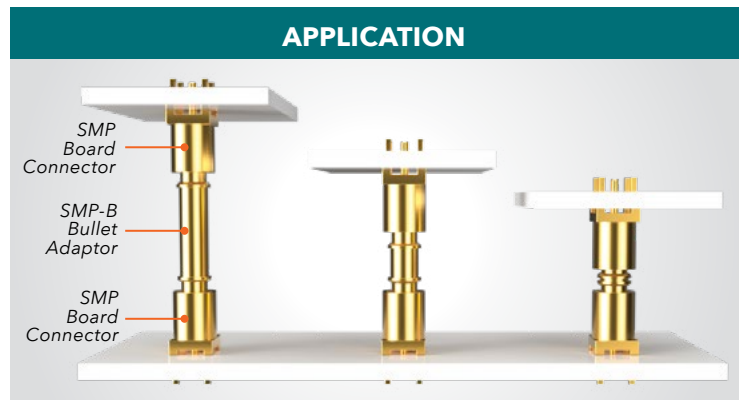


**-0645**



**-1450**

### APPLICATION



Compensates for axial & radial misalignment