

MICRO-CON-X[®]

0.53" [13MM] OD 2-7 CONTACTS



CABLE END - SOCKET
MATES WITH PANEL MOUNT AND
CABLE TO CABLE



CABLE END - PIN
MATES WITH PANEL MOUNT AND
CABLE TO CABLE



CABLE TO CABLE / INLINE - SOCKET
MATES WITH CABLE END



PANEL MOUNT - PIN
MATES WITH CABLE END



PANEL MOUNT - SOCKET
MATES WITH CABLE END



DUST CAP
P/N - 16295



IP RATED LOCKING CAP
P/N-16295P (2-3 Contacts)



MOLDED CABLE END ASSEMBLY



MOLDED CABLE TO CABLE ASSEMBLY



MOLDED RIGHT ANGLE CABLE ASSEMBLY

SPECIFICATIONS

Mechanical Specifications

Life:	300 insertion / withdrawal cycles minimum
Vibration:	Coupling rings have overriding locking feature to prevent loosening or separation of connector
Hex Nut Torque:	9 in-lb max tightening torque.
Coupling Locking Style:	Bayonet with ribbed coupling nut (winged coupling nut available) P/N 16482
Backshell Style:	Non-removable snap lock
Conductor Sizes:	#20 accepts 20 through 24 AWG #22 contacts accepts 22 through 24 AWG #26 contacts accepts 24 through 26 AWG

Electrical Specifications

Voltage Rating:	600V AC/DC
Current Rating:	7.5 A – max (See page 107 for Electrical Current Rating Chart)

Environmental Specifications

Operating Temperature Rating:	-40°C to +85°C (-40°F to +185°F)
Salt Atmosphere (Corrosion):	300 Hr salt spray when mated
Weathertight:	IP67 at the face, when mated

Material Specifications

Backshell:	Thermoplastic, UL 94HB, Black
Contacts:	Copper Alloy, Gold over Nickel Plate
Coupling Ring:	Thermoplastic, UL 94HB, Black
Gasket:	Elastomer, Black
Grommet / Strain Relief:	Elastomer, Black
Hex Nut:	Thermoplastic, UL 94HB, Black
O-Ring:	Elastomer, Black
Shell:	Thermoplastic, UL 94HB, Black
Optional Dust Cap:	Elastomer, Black

Molded Cable Assemblies

Weathertight:	NEMA 6P, 13: IEC IP67
---------------	-----------------------

Certifications

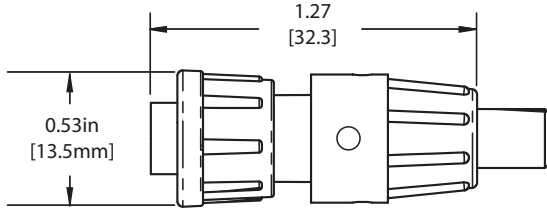
UL File E150822
CSA File 181200
Not for current interruption
RoHS compliant
REACH compliant

Options

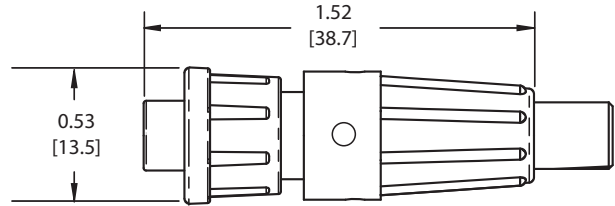
UV Rating:	F1 available
Flame Rating:	UL 94-HB; UL 94V-0 available

Consult factory for optional colors and materials

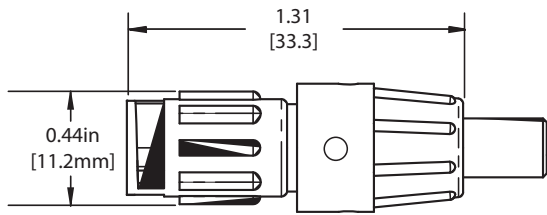
FIELD INSTALLABLE KITS



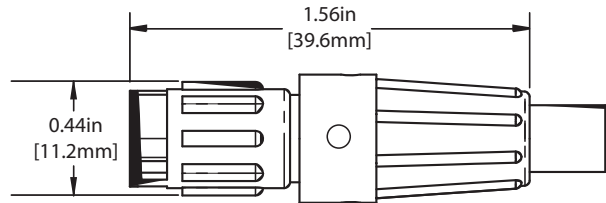
16XXX-XXG-3XX
FIELD INSTALLABLE
CABLE CONNECTOR
BACKSHELL TYPE 3-SHORT
2 & 3 POSITION ONLY



16XXX-XXG-5XX
FIELD INSTALLABLE
CABLE CONNECTOR
BACKSHELL TYPE 5-LONG

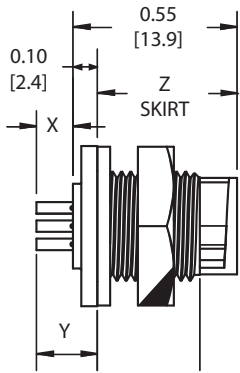


18XXX-XXG-3XX
FIELD INSTALLABLE
CABLE TO CABLE CONNECTOR
BACKSHELL TYPE 3-SHORT
2 & 3 POSITION ONLY

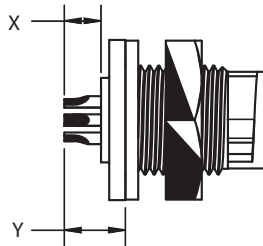


18XXX-XXG-5XX
FIELD INSTALLABLE
CABLE TO CABLE CONNECTOR
BACKSHELL TYPE 5-LONG

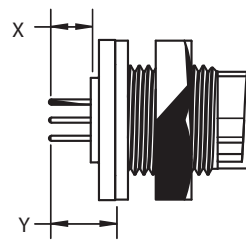
PANEL MOUNT ASSEMBLY KITS



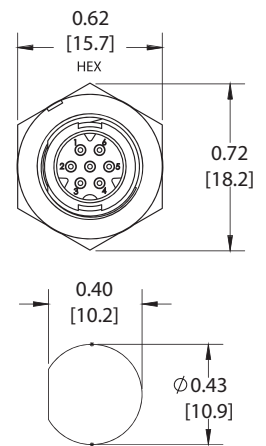
17X80-XXG-3XX
PANEL MOUNT CONNECTOR
CRIMP



17X82-XXG-3XX
PANEL MOUNT CONNECTOR
SOLDER CUP



17X8X-XXG-3XX
PANEL MOUNT CONNECTOR
PC TAIL

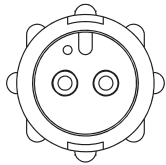


**RECOMMENDED
PANEL CUT-OUT**
TOLERANCE: ±.003

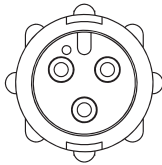
*X, Y, Z - Consult Factory. All dimensions are for reference only. Units shown: in[mm].

PANEL MOUNT / CABLE TO CABLE CONNECTORS

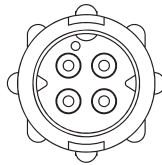
Front View | Wire View



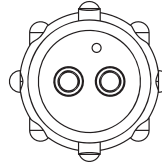
2 POSITION
#20 PIN & SOCKET
CONTACT



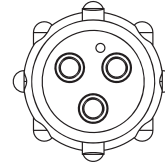
3 POSITION
#20 PIN & SOCKET
CONTACT



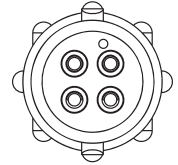
4 POSITION
#22 PIN & SOCKET
CONTACT




2 POSITION
#20 PIN & SOCKET
CONTACT



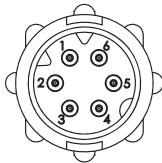
3 POSITION
#20 PIN & SOCKET
CONTACT



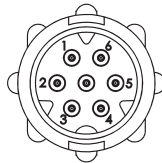
4 POSITION
#22 PIN & SOCKET
CONTACT



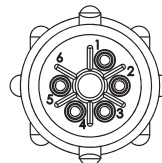
5 POSITION B-KEY
#26 PIN & SOCKET
CONTACT




6 POSITION A-KEY
#26 PIN & SOCKET
CONTACT




7 POSITION B-KEY
#26 PIN & SOCKET
CONTACT



5 POSITION B-KEY
#26 PIN & SOCKET
CONTACT



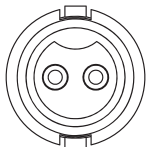
6 POSITION A-KEY
#26 PIN & SOCKET
CONTACT



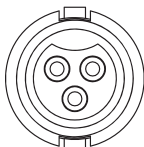
7 POSITION B-KEY
#26 PIN & SOCKET
CONTACT

CABLE CONNECTORS

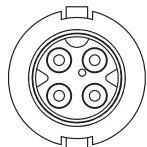
Front View | Wire View



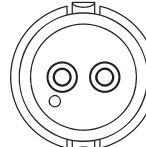
2 POSITION
#20 PIN & SOCKET
CONTACT



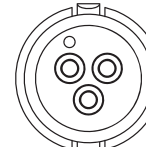
3 POSITION
#20 PIN & SOCKET
CONTACT



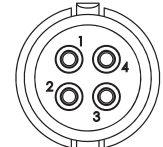
4 POSITION
#22 PIN & SOCKET
CONTACT



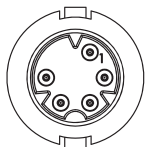
2 POSITION
#20 PIN & SOCKET
CONTACT



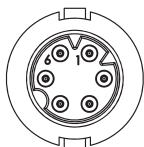
3 POSITION
#20 PIN & SOCKET
CONTACT



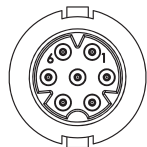
4 POSITION
#22 PIN & SOCKET
CONTACT




5 POSITION B-KEY
#26 PIN & SOCKET
CONTACT




6 POSITION A-KEY
#26 PIN & SOCKET
CONTACT




7 POSITION B-KEY
#26 PIN & SOCKET
CONTACT



5 POSITION B-KEY
#26 PIN & SOCKET
CONTACT



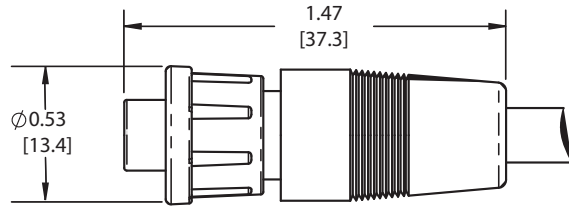
6 POSITION A-KEY
#26 PIN & SOCKET
CONTACT



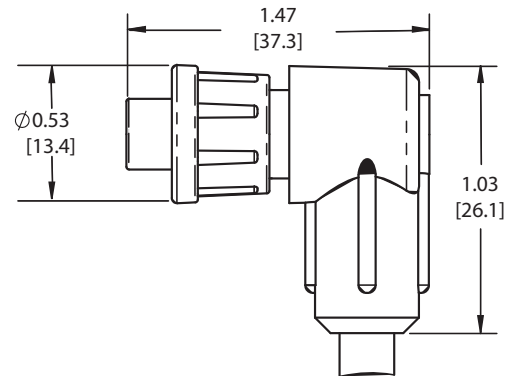
7 POSITION B-KEY
#26 PIN & SOCKET
CONTACT

All dimensions are for reference only. Units shown: in[mm].

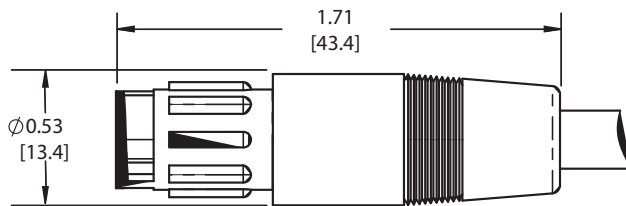
CUSTOM MOLDED CABLE ASSEMBLIES



16XXX-XXG
CABLE CONNECTOR
STRAIGHT OVERMOLDED



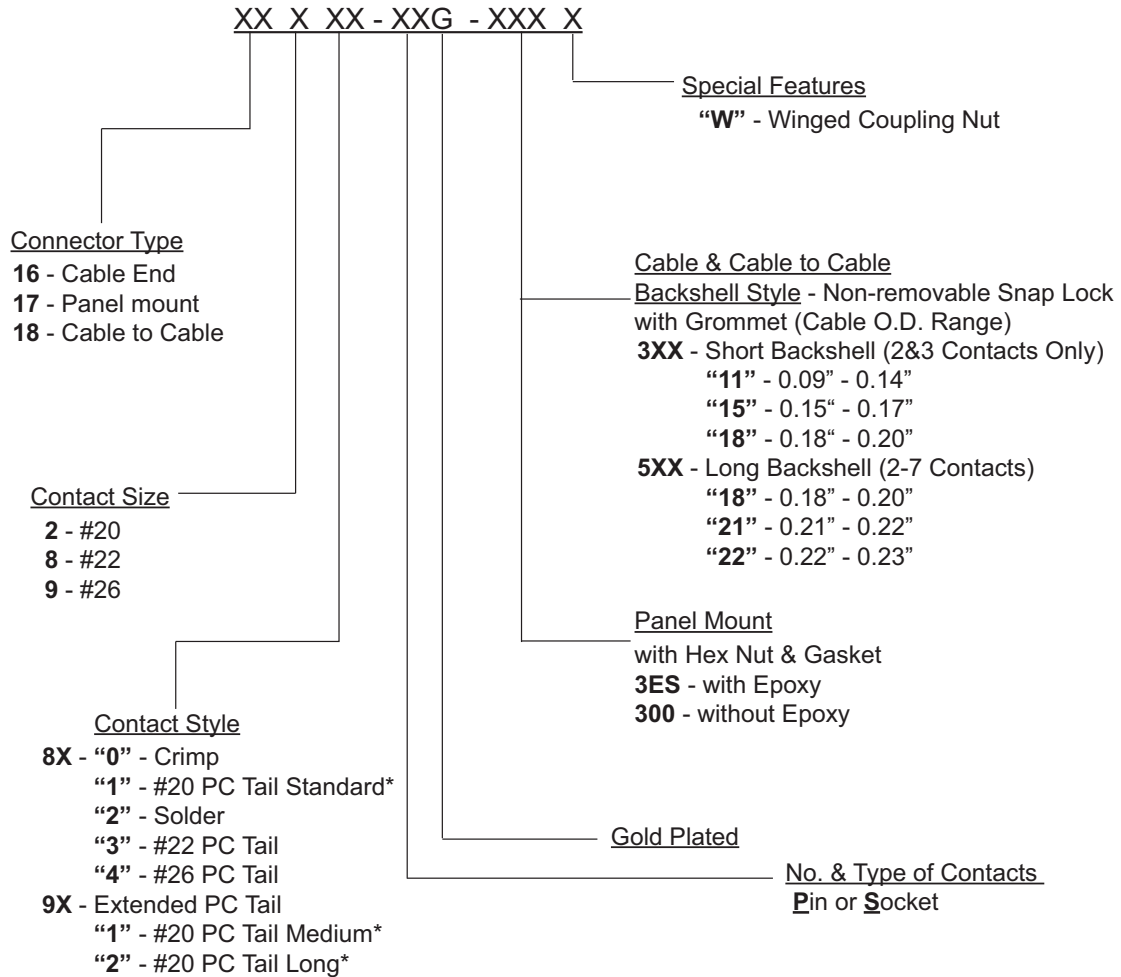
16XXX-XXG
CABLE CONNECTOR
RIGHT ANGLE OVERMOLDED



18XXX-XXG
CABLE TO CABLE CONNECTOR
STRAIGHT OVERMOLDED

All dimensions are for reference only. Units shown: in[mm].

PART NUMBER TO ORDER



*Consult factory for length and diameter of PC Tail. Additionally, alternative colors and materials are available.

CON-X® ELECTRICAL CURRENT RATING CHART

CONTACT SIZE	CONDUCTOR SIZE - AWG	NUMBER OF CONDUCTORS	CURRENT RATING
#12	#12	1 through 7	23.0A
	#14	1 through 3	17.0A
		4 through 6	12.75A
		7 through 9	11.0A
	#16	1 through 3	13.0A
		4 through 6	9.75A
7		8.45A	
#16	#16	1 through 10	13.0A
		11 and 12	7.5A
	#18	1 through 3	10.0A
		4 through 12	7.5A
#20	#18	1 through 3	7.5A
		4 through 20	5.6A
		21 through 31	2.3A
	#20	1 through 3	7.5A
		4 through 20	5.6A
		21 through 31	2.3A
	#20 Multi-Con-X	10 through 12	5.0A
	#22	1 through 3	6.0A
		4 through 20	2.5A
		21 through 31	2.5A
	#24	1 through 3	4.5A
		4 through 20	2.0A
21 through 31		1.5A	
#22	#22	4	5.5A
	#24	4	5.0A
#26	#24	5 to 6	4.0A
	#24	7	3.5A
	#26	5 to 6	2.5A
	#26	7	2.5A
	#28*	5 to 6	2.0A
	#28*	7	2.0A

*Not UL tested for this wire conductor size

MAX. NUMBER AND SIZE OF CONTACTS PER SERIES:

4 - #12 Multi-Con-X	6 - #16 Multi-Con-X	8 - #20 Mini-Con-X	31 - #20 Mega-Con-X
7 - #12 Maxi-Con-X	12 - #16 Maxi-Con-X	9 - #20 Multi-Con-X	4 - #22 Micro-Con-X
5 - #16 Mini-Con-X	3 - #20 Micro-Con-X	20 - #20 Maxi-Con-X	7 - #26 Micro-Con-X

CON-X® MANUAL CONTACT CRIMPING TOOL

Handle	Description	Positioner	Contact Sizes	Wire Sizes	Conductor Strip Length
359-24	Multi Contact Turret Crimp Tool	357-124	#12	12-14 AWG	7/32 in
			#16	16-18-20 AWG	7/32 in
			#20	20-22-24 AWG	3/16 in
359-21	Single Contact Crimp Tool	357-122	#20	20-22-24 AWG	3/16 in
		357-125	#22	22-24 AWG	5/32 in
		357-126	#26(Cable Pin Only)	24-26-28 AWG	3/16 in
		357-127	#26(Panel Pin, Cable & Panel Socket)	24-26-28 AWG	3/16 in

CON-X® MANUAL CONTACT INSERTION TOOL

Handle	Description	Insertion Bits	Contact Sizes
356-1	Single Contact Hand Tool	356-12	#12
		356-16	#16
		356-20	#20
		356-22	#22 (20 AWG Crimp Barrel)
		356-22-1-K	#22 (22 AWG Crimp Barrel)
		356-26-K	#26

MIL-E-QUAL® MANUAL CONTACT CRIMPING TOOL

Handle	Description	Positioner	Contact Sizes	Wire Sizes	Conductor Strip Length
359-24	Hand Crimp Tool	358-112	#12	12-14 AWG	7/32 in
			#16	16-18-20 AWG	9/32 in

MIL-E-QUAL® MANUAL CONTACT INSERTION TOOL

Handle	Description	Insertion Bits	Contact Sizes
356-1	Single Contact Hand Tool	356-12	#12
		356-16	#16