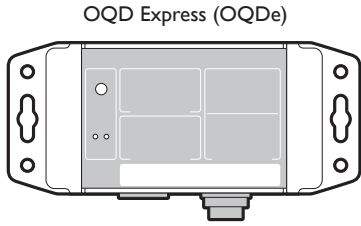


# OQD Express Pack (OQDe)

## QUICK START GUIDE

### What's in the box?



OQD Express (OQDe)



Configuration cable (Cable A)

#### Product USB

- Configuration & Data software (CADs)
- Manuals
- Surveys



Quick Start Guide

Test Certificate

Certificate of Compliance

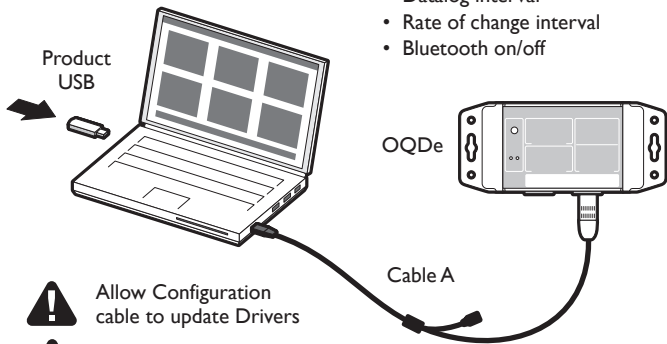
Certificate of Conformity

### 1. Configure



#### Configuration parameters:

- Warning and alarm levels
- Temperature units
- Datalog interval
- Rate of change interval
- Bluetooth on/off



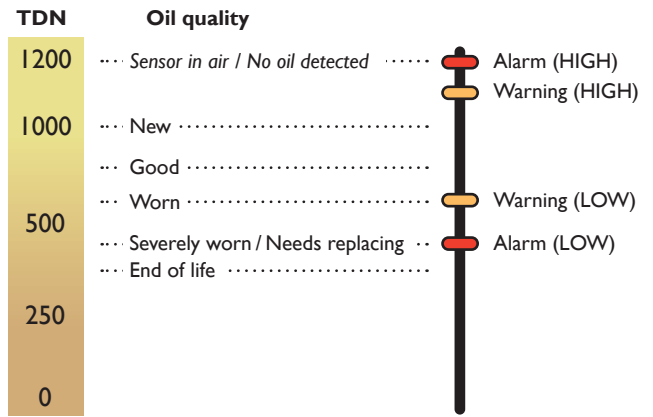
Allow Configuration cable to update Drivers

CADS

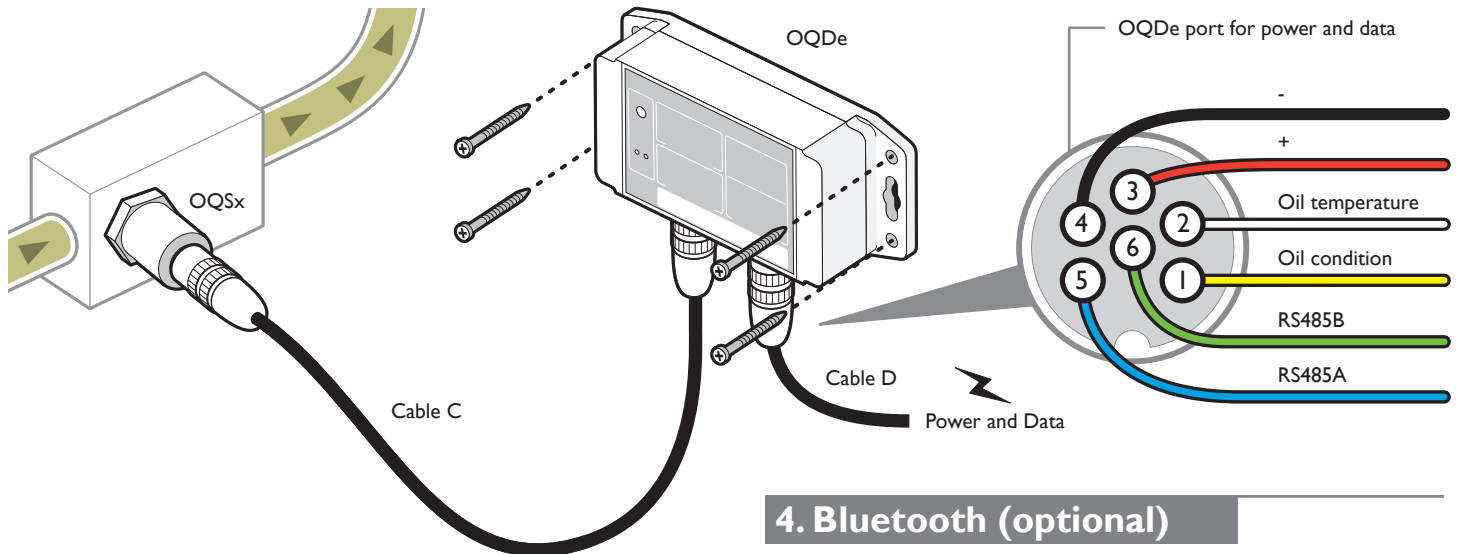
NOTE Please complete and return survey

### Default configuration

(Quality warning thresholds are configurable)



### 2. Install and connect



NOTE: Cables C and D are sold separately  
 NOTE: Ensure sensor configured correctly - refer to sensor manual

### 3. Activation steps

- Check installation
- Power On
- Wait for 1 minute
- Check output

### 4. Bluetooth (optional)

Download App, connect to OQDe



### Troubleshooting

1. Check configuration (step 1)
2. Refer to manual
3. [www.tandeltasystems.com](http://www.tandeltasystems.com)
4. [support@tandeltasystems.com](mailto:support@tandeltasystems.com)

## Tan Delta Products

## 3rd Party Options

