
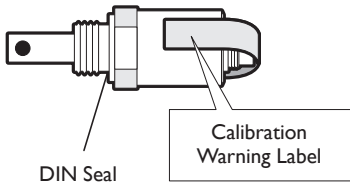


Oil Quality Sensor Pack (OQSx)

QUICK START GUIDE


What's in the box?

Oil Quality Sensor (OQSx)



Product USB

- Configuration & Data software (CADs)
- Manuals
- Survey



Quick Start Guide

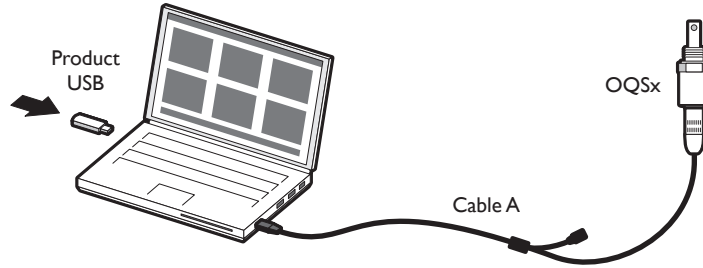
Certificate of Calibration

Certificate of Compliance

Certificate of Conformity

1. Configure

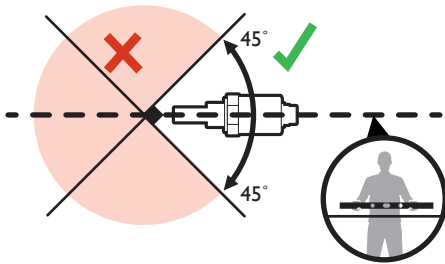
- ⚠ Allow Configuration cable to update Drivers
- ⚠ Install CADs from USB
- ⚠ Select correct oil type and communication protocol



2. Install

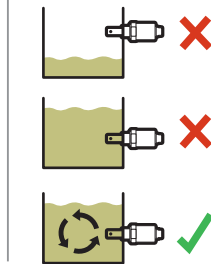
ORIENTATION

Ideally horizontal, no more than +45° or less than -45°



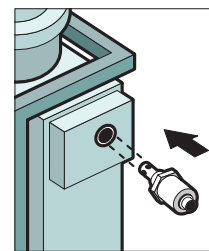
⚠ Sensor may not function if installed incorrectly

IMMERSION

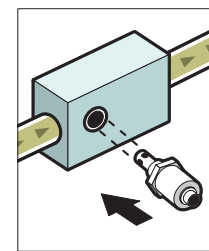


LOCATION OPTIONS

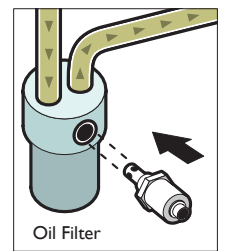
1. OEM Port



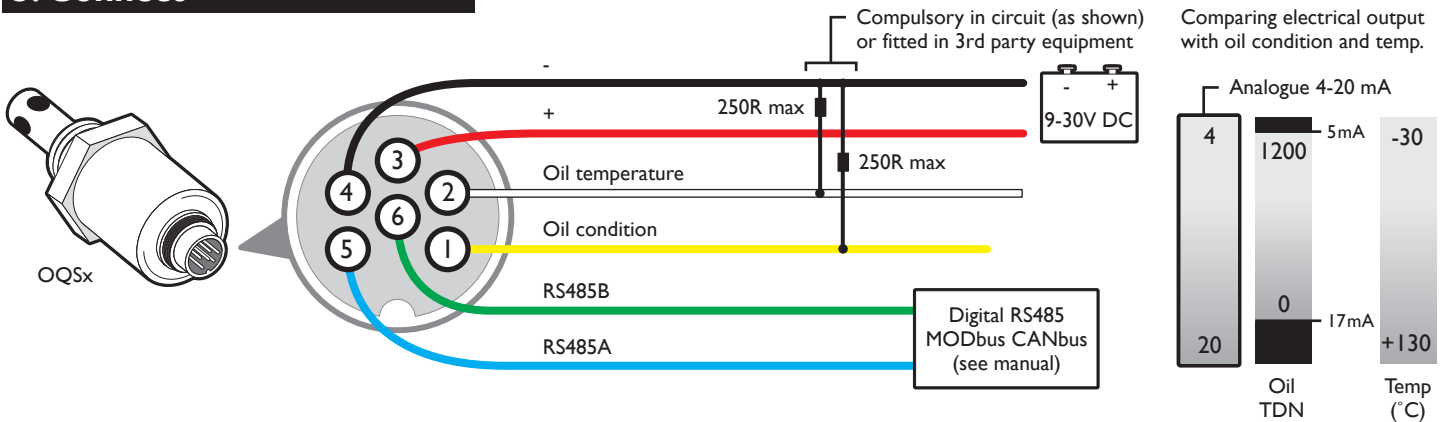
2. Tan Delta Manifold



3. Oil Filter



3. Connect



4. Activation steps

- Check installation
- Power On
- Wait for 1 minute
- Check output

Troubleshooting

1. Check configuration (step 1)
2. Refer to manual
3. www.tandeltasystems.com
4. support@tandeltasystems.com

Tan Delta Products

3rd Party Options

